

दिल्ली विश्वविद्यालय UNIVERSITY OF DELHI

Bachelor of Science (Hons) Chemistry
(Effective from Academic Year 2019-20)



**Revised Syllabus as approved by
Academic Council**

Date: 15 & 16 July 2019

No:

Executive Council

Date: 20 & 21 July 2019

No:

**Applicable for students registered with Regular Colleges, Non Collegiate
Women's Education Board and School of Open Learning**

List of Contents

Page No.

Preamble	004
1. Introduction to B.Sc.(Hons.) Chemistry Programme	005
2. Learning Outcome-based Curriculum Framework in B.Sc. (Hons.) Chemistry	005
2.1 Nature and Extent of the Programme B.Sc. (Hons.) Chemistry	005
2.2 Aims of Bachelor Degree Programme in B.Sc. (Hons.) Chemistry	005
3. Graduate Attributes in B.Sc. (Hons.) Chemistry	005
4. Qualification Descriptors for Graduates B.Sc. (Hons.) Chemistry	007
5. Programme Learning Outcomes in B.Sc. (Hons.) Chemistry	008
6. Structure of the programme in B.Sc. (Hons.) Chemistry	009
6.1 Semester-wise Distribution of Courses and Credit Distribution for BSc (Hons) Chemistry	011
7. Teaching-Learning Process	015
8. Assessment Methods	015
9. Courses for Programme BSc (Hons) Chemistry	016
9.1 Core Courses	016
9.1.1 CHEMISTRY - C I: INORGANIC CHEMISTRY - I Atomic Structure & Chemical Bonding	016
9.1.2 CHEMISTRY - C II: PHYSICAL CHEMISTRY – I States of Matter & Ionic Equilibrium	019
9.1.3 CHEMISTRY – C III: ORGANIC CHEMISTRY – I Basics and Hydrocarbons	023
9.1.4 CHEMISTRY - C IV: PHYSICAL CHEMISTRY – II Chemical Thermodynamics and its Applications	027
9.1.5 CHEMISTRY - CV: INORGANIC CHEMISTRY – II s- and p-Block Elements	030
9.1.6 CHEMISTRY - CVI: ORGANIC CHEMISTRY – II Halogenated Hydrocarbons and Oxygen Containing Functional Groups	034
9.1.7 CHEMISTRY - CVII: PHYSICAL CHEMISTRY–III Phase Equilibria and Electrochemical Cells	037
9.1.8 CHEMISTRY – C VIII: INORGANIC CHEMISTRY – III Coordination Chemistry	040
9.1.9 CHEMISTRY - CIX: ORGANIC CHEMISTRY – III Nitrogen containing functional groups, Polynuclear Hydrocarbons, Heterocyclic Chemistry, Alkaloids and Terpenes	043
9.1.10 CHEMISTRY - CX: PHYSICAL CHEMISTRY–IV Conductance & Chemical Kinetics	047
9.1.11 CHEMISTRY - CXI: ORGANIC CHEMISTRY – IV Biomolecules	050
9.1.12 CHEMISTRY - CXII: PHYSICAL CHEMISTRY–V Quantum Chemistry & Spectroscopy	053
9.1.13 CHEMISTRY - CXIII: INORGANIC CHEMISTRY – IV Organometallic Chemistry & Bio-inorganic Chemistry	056

9.1.14 CHEMISTRY - CXIV: ORGANIC CHEMISTRY – V Spectroscopy & Applied Organic Chemistry	060
9.2 Discipline Specific Elective Courses (DSE)	063
9.2.1 Novel Inorganic Solids (DSE-1)	063
9.2.2 Inorganic Materials of Industrial Importance (DSE-2)	066
9.2.3 Applications of Computers in Chemistry (DSE-3)	070
9.2.4 Analytical Methods in Chemistry (DSE-4)	073
9.2.5 Molecular Modelling and Drug Design (DSE-5)	076
9.2.6 Polymer Chemistry (DSE-6)	080
9.2.7 Research Methodology for Chemistry (DSE-7)	084
9.2.8 Green Chemistry (DSE-8)	086
9.2.9 Industrial Chemicals and Environment (DSE-9)	091
9.2.10 Instrumental Methods of Chemical Analysis (DSE-10)	094
9.2.11 Nanoscale Materials and Their Applications (DSE-11)	098
9.2.12 Dissertation (DSE-12)	101
9.3 Skill Enhancement Courses (SEC)	102
9.3.1 IT Skills for Chemists (SEC-1)	102
9.3.2 Basic Analytical Chemistry (SEC-2)	105
9.3.3 Chemical Technology & Society (SEC-3)	107
9.3.4 Cheminformatics(SEC-4)	109
9.3.5 Business Skills for Chemists (SEC-5)	112
9.3.6 Intellectual Property Rights(SEC-6)	114
9.3.7 Analytical Clinical Biochemistry(SEC-7)	117
9.3.8 Green Methods in Chemistry (SEC-8)	120
9.3.9 Pharmaceutical Chemistry (SEC-9)	123
9.3.10 Chemistry of Cosmetics & Perfumes (SEC-10)	125
9.3.11 Pesticides Chemistry (SEC-11)	128
9.3.12 Fuel Chemistry (SEC-12)	130
9.4 Generic Elective Courses (GE)	133
9.4.1 Atomic Structure, Bonding, General Organic Chemistry & Aliphatic Hydrocarbons (GE-1)	133
9.4.2 Chemical Energetics, Equilibria & Functional Group Organic Chemistry-I (GE-2)	137
9.4.3 Solutions, Phase Equilibrium, Conductance, Electrochemistry & Functional Group Organic Chemistry-II (GE-3)	142
9.4.4 Chemistry of s- and p-block elements, States of matter and Chemical Kinetics (GE-4)	146
9.4.5 Chemistry of d-block elements, Quantum Chemistry and Spectroscopy (GE-5)	150
9.4.6 Organometallics, Bioinorganic chemistry, Polynuclear hydrocarbons and UV, IR Spectroscopy (GE-6)	155
9.4.7 Molecules of life (GE-7)	159
9.4.8 Green Chemistry: Designing Chemistry for Human Health and Environment (GE-8)	162
10. Acknowledgement	167

Preamble

The objective of any programme at Higher Education Institute is to prepare their students for the society at large. The University of Delhi envisions all its programmes in the best interest of their students and in this endeavour, it offers a new vision to all its Under-Graduate courses. It imbibes a Learning Outcome-based Curriculum Framework (LOCF) for all its Under Graduate programmes.

The LOCF approach is envisioned to provide a focused, outcome-based syllabus at the undergraduate level with an agenda to structure the teaching-learning experiences in a more student-centric manner. The LOCF approach has been adopted to strengthen students' experiences as they engage themselves in the programme of their choice. The Under-Graduate Programmes will prepare the students for both, academia and employability.

Each programme vividly elaborates its nature and promises the outcomes that are to be accomplished by studying the courses. The programmes also state the attributes that it offers to inculcate at the graduation level. The graduate attributes encompass values related to well-being, emotional stability, critical thinking, social justice and also skills for employability. In short, each programme prepares students for sustainability and life-long learning.

The new curriculum of BSc (Hons) Chemistry offer courses in the areas of inorganic, organic, physical, materials and analytical. All the courses are having defined objectives and Learning Outcomes, which will help prospective students in choosing the elective courses to broaden their skills in the field of chemistry and interdisciplinary areas. The courses will train students with sound theoretical and experimental knowledge that suits the need of academics and industry. The courses also offers ample skills to pursue research as career in the filed of chemistry and allied areas. As usual, B.Sc. (Hons.) Chemistry programme offered by one of the largest and oldest Departments in the country will continue to produce best minds to meet the demands of society.

The University of Delhi hopes the LOCF approach of the programme BSc (Hons) Chemistry will help students in making an informed decision regarding the goals that they wish to pursue in further education and life, at large.

1. Introduction to B.Sc. (Hons.) Chemistry

The Choice Based Credit System (CBCS) provides an opportunity to a student to choose courses from the syllabus comprising Core, Elective and Skill based courses. It offers a flexibility of programme structure while ensuring that the student gets a strong foundation in the subject and gains in-depth knowledge. The learning outcome based curriculum framework (LOCF) will provide students with a clear purpose to focus their learning efforts and enable them to make a well judged choice regarding the course they wish to study. This will suit the present day needs of students in terms of securing their paths towards higher studies or employment.

Programme Duration and Design

The B.Sc. (Hons.) Chemistry course is a six semester course spread over three academic years. The teaching – learning process involves theory and practical classes and will be student centered. Apart from the conventional chalk and talk method, power point presentations, audio – video tools, class discussions, simulations and virtual labs (wherever possible) will be used. Students will be encouraged to carry out short term projects and participate in industrial and institutional visits, seminars and workshops. Assessment will be based on continuous evaluation (class test, presentation, group discussion, quiz, assignment etc.) and end of semester examination. Each theory paper will be of 100 marks out of which 25% marks are for internal assessment while a practical paper will be of 50 marks comprising 50% internal assessment.

2. Learning Outcome-based Curriculum Framework in BSc (Hons.) Chemistry

The Learning Outcomes-based Curriculum Framework (LOCF) for the B.Sc. (Hons.) degree in Chemistry provides a broad structural framework that can accommodate the current curricular needs as well as gives sufficient flexibility to include changes in content that assume importance as the frontiers of science grow. The inherent flexibility in framework allows design of course basket in tune with individual preferences. The basic uniformity in core course design ensures smooth movement across universities in the country.

2.1 Nature and Extent of B.Sc. (Hons.) Chemistry

The B.Sc. (Hons.) Chemistry programme covers a wide range of basic and applied courses as well as courses of interdisciplinary nature.

2.2 Aims of the Bachelors Degree Programme in B.Sc. (Hons.) Chemistry

The core courses offered in the programme aim to build a strong conceptual chemical knowledge base in the student, the contents of electives and skill enhancement courses help them explore their fitness and suitability to pursue studies in these areas.

3. Graduate Attributes in B.Sc. (Hons.) Chemistry

Though a student pursuing an undergraduate degree in a science discipline is inherently curiosity driven and has the ability to observe and integrate rationally, here are the additional attributes that distinguish a student graduating with an honours degree in chemistry:

(i) **Disciplinary Knowledge:**

The student has acquired in-depth knowledge of the various concepts and theoretical principles and is aware of their manifestations. An understanding of the centrality of chemistry is usually evident from familiarity with interfacial disciplines. A graduate in chemistry is expected to be thoroughly conversant with all basic analytical, qualitative and quantitative laboratory techniques and demonstrate meticulousness in operation. She/he is aware of the importance of working with safety and consciousness in laboratory and actively seeks information about health and environmental safety of chemicals that are used in the laboratories and follows protocols for their safe disposal.

(ii) **Communication skills:**

Effective communication is a much desirable attribute across courses. However, a chemistry honours student is expected to assimilate technical information about chemistry from various sources and convey it to intended audience, both orally and in writing in an intelligible manner.

(iii) **Critical thinking:**

Critical thinking as an attribute enables a student to analyze a problem, assess it, reconstruct it and solve it.

(iv) **Problem solving:**

An integral part of chemistry curriculum is problem solving. The student will be equipped to solve problems of numerical, synthetic and analytical nature that are best approached with critical thinking.

(v) **Analytical reasoning:**

The student will be able to draw logical conclusions based on a group of observations, facts and rules.

(vi) **Research related skills:**

The student is inquisitive about processes and phenomena happening during experiments in laboratories and seeks answers through the research path.

(vii) **Cooperation/Team work:**

Teams may comprise of peers in classroom, laboratory or any other team of members from diverse fields. The student is capable of contributing meaningfully to team ethos and goals.

(viii) **Scientific reasoning:**

Students learn to investigate, experiment, relate information and draw logical conclusions based on scientific reasoning.

(ix) **Reflective thinking:**

Reflective thinking focuses on the process of making judgments about what has happened. The students learn to review their experience and make a plan for future actions in a similar situation with a view to improve.

(x) **Information/digital literacy:**

Increasing use of instruments having interface with computers and use of computers in laboratory work creates this attribute. A student with degree in chemistry is able to employ knowledge and skill in computers in a variety of situations- data analysis, computing as well as information retrieval and library use.

(xi) Self-directed learning:

Students are encouraged to explore the many sources of information available to them. Various activities require the students to find relevant information and educate themselves.

(xii) Multicultural competence:

The student recognizes that all persons are unique in their own way and appreciates the differences in cultural background, religious beliefs, and socio-economic status.

(xiii) Moral and ethical awareness/reasoning:

The student is aware of what constitutes unethical behaviour-- plagiarism, fabrication and misrepresentation or manipulation of data.

(xiv) Leadership readiness/qualities:

Leadership is essential in making teamwork into a reality. Working in teams promotes both teamwork and leadership qualities in the student.

(xv) Lifelong learning:

Having a strong conceptual framework in the subject along with the skills of teamwork, analytical reasoning, problem solving, critical thinking etc. make the students lifelong learners.

4. Qualification Descriptors for Graduates in B.Sc. (Hons.) Chemistry

The qualification description for B.Sc. (Hons.) programme in Chemistry includes

- Demonstration of a comprehensive knowledge based on concepts, principles and theories relating to chemistry that spans the traditional sub-disciplines (inorganic chemistry, organic chemistry, physical chemistry, analytical chemistry and biochemistry) as well as advanced and emerging topics.
- Demonstration of an ability to apply underlying concepts and principles outside the context in which they were first studied and in interdisciplinary scenarios.
- Acquisition of competence in the use of routine materials, techniques and practices of chemistry.
- Exhibition of skills required for conducting the documented laboratory procedures as well as well-developed skills for the gathering, evaluation, analysis and presentation of information, ideas, concepts and quantitative and/or qualitative data.
- Acquisition of skills in the operation of standard chemical instrumentation.
- Demonstration of skills in the use of safety data sheets, safe-handling of chemical materials, considering their physical and chemical properties including any specific hazards associated with their use.
- Development of literature searching and information management skills.

- Acquisition of the ability for responsible treatment of data, proper citation of others' work, and the standards related to plagiarism.
- Development of awareness of the role of chemistry in contemporary societal and global issues, including areas such as sustainability and green chemistry.
- Development of the appreciation of the uses of chemistry in daily life.
- Development of competence in intellectual, practical and transferable skills (Communication skills, IT skills, Interpersonal skills) necessary for employment as a professional chemist

5. Programme Learning Outcomes in B.Sc. (Hons.) Chemistry

The B.Sc.(Hons) programme in Chemistry is designed to develop in students in depth knowledge of the core concepts and principles that are central to the understanding of this core science discipline. Undergraduates pursuing this programme of study go through laboratory work that specifically develops their quantitative and qualitative skills, provides opportunities for critical thinking and team work, and exposes them to techniques useful for applied areas of scientific study.

- **Knowledge: Width and depth:** Students acquire theoretical knowledge and understanding of the fundamental concepts, principles and processes in main branches of chemistry, namely, organic chemistry, inorganic chemistry, physical chemistry, analytical chemistry and biochemistry. In depth understanding is the outcome of transactional effectiveness and treatment of specialized course contents. Width results from the choice of electives that students are offered.
- **Laboratory Skills: Quantitative, analytical and instrument based:** A much valued learning outcome of this programme is the laboratory skills that students develop during the course. Quantitative techniques gained through hands on methods opens choice of joining the industrial laboratory work force early on. The programme also provides ample training in handling basic chemical laboratory instruments and their use in analytical and biochemical determinations. Undergraduates on completion of this programme can cross branches to join analytical, pharmaceutical, material testing and biochemical labs besides standard chemical laboratories.
- **Communication:** Communication is a highly desirable attribute to possess. Opportunities to enhance students' ability to write methodical, logical and precise reports are inherent to the structure of the programme. Techniques that effectively communicate scientific chemical content to large audiences are acquired through oral and poster presentations and regular laboratory report writing.
- **Capacity Enhancement:** Modern day scientific environment requires students to possess ability to think independently as well as be able to work productively in groups. This requires some degree of balancing. The chemistry honours programme course is designed to take care of this important aspect of student development through effective teaching learning process.
- **Portable Skills:** Besides communication skills, the programme develops a range of portable or transferable skills in students that they can carry with them to their new work environment after completion of chemistry honours programme. These are problem solving, numeracy and mathematical skills- error analysis, units and conversions, information retrieval skills, IT skills and organizational skills. These are valued across work environments.

6. Structure of the Programme in B.Sc. (Hons.) Chemistry

The programme includes Core Courses and Elective Courses. The Core Courses are all compulsory courses. There are three types of Elective Courses – Discipline Specific Elective (DSE), Generic Elective (GE), Skill Enhancement Courses (SEC). In addition there are two compulsory Ability Enhancement Courses (AEC). The Core, DSE and GE Courses are six credit courses; the SEC, AEC are four credit courses.

To acquire a B.Sc. (Hons) Chemistry degree, the student will study fourteen Core Courses, two Ability Enhancement compulsory courses, two Skill Enhancement Courses, four Discipline Specific Elective Courses and four Generic Elective Courses.

The student will study two Core Courses each, in Semesters I and II, three Core Courses each in Semesters III and IV and two Core Courses each in Semesters V and VI. The programme offers several Discipline-Specific Electives, of which the student will study two in each of the Semesters V and VI.

Different Generic Elective courses are offered to students of B.Sc. (Hons) Chemistry Programme by other Departments of the College and the student will have the option to choose one GE course each in Semesters I, II, III, and IV. **At least two papers of Mathematics are compulsory for admission to M.Sc. Chemistry in University of Delhi, thus students are advised to opt for the same.** The Department of Chemistry offers eight GE courses to students of other disciplines (refer to * on page 13).

Students will study one Skill Enhancement Course each in Semesters III and IV. The two compulsory Ability Enhancement Courses are Environmental Sciences and English Communication and the student will study one each in Semesters I and II.

Structure of the B.Sc. (Hons) Chemistry Programme under Choice Based Credit System

Semester	CORE COURSE (14)*	Ability Enhancement Compulsory Course (AECC) (2)*	Skill Enhancement Course (SEC) (2)*	Elective: Discipline Specific DSE (4)*	Elective: Generic (GE) (4)*
I	C-1 C-2	AECC-1			GE-1
II	C-3 C-4	AECC-2			GE-2
III	C-5 C-6 C-7		SEC-1		GE-3
IV	C-8 C-9 C-10		SEC-2		GE-4
V	C-11 C-12			DSE-1, DSE-2	
VI	C-13 C-14			DSE-3, DSE-4	

* Number of courses student has to study

6.1 Semester-wise Distribution of Courses for B.Sc. (Hons) Chemistry Programme under CBCS and Credit Distribution

CORE COURSES –14 (six credits each) – Each course has 4 Periods/week for Theory, 4 Periods/week for Practical			
SEMESTER	COURSE CODE	NAME OF THE COURSE	CREDITS T=Theory Credits P=Practical Credits
I	CHEMISTRY – C I	Inorganic Chemistry I:Atomic Structure & Chemical Bonding	T=4 P=2
I	CHEMISTRY – C II	Physical Chemistry I:States of Matter & Ionic Equilibrium	T=4 P=2
II	CHEMISTRY – C III	Organic Chemistry I:Basics and Hydrocarbons	T=4 P=2
II	CHEMISTRY – C IV	Physical Chemistry II:Chemical Thermodynamics and its Applications	T=4 P=2
III	CHEMISTRY – C V	Inorganic Chemistry II:s- and p-Block Elements	T=4 P=2
III	CHEMISTRY – C VI	Organic Chemistry II:Halogenated Hydrocarbons and Oxygen Containing Functional Groups	T=4 P=2
III	CHEMISTRY – C VII	Physical Chemistry III:Phase Equilibria and Electrochemical Cells	T=4 P=2
IV	CHEMISTRY – C VIII	Inorganic Chemistry III:Coordination Chemistry	T=4 P=2
IV	CHEMISTRY – C IX	Organic Chemistry III:Nitrogen containing functional groups, Polynuclear Hydrocarbons, Heterocyclic Chemistry, Alkaloids and Terpenes	T=4 P=2
IV	CHEMISTRY – C X	Physical Chemistry IV: Conductance & Chemical Kinetics	T=4 P=2
V	CHEMISTRY – C XI	Organic Chemistry IV: Biomolecules	T=4 P=2
V	CHEMISTRY – C XII	Physical Chemistry V: Quantum Chemistry & Spectroscopy	T=4 P=2
VI	CHEMISTRY – C XIII	Inorganic Chemistry IV: Organometallic Chemistry & Bioinorganic Chemistry	T=4 P=2
VI	CHEMISTRY – C XIV	Organic Chemistry V: Spectroscopy & Applied Organic Chemistry	T=4 P=2
Credits: 14 × 6 = 84			

ABILITY ENHANCEMENT COMPULSORY COURSES (AECC) – 2 (4 credits each)			
SEMESTER	COURSE CODE	NAME OF THE COURSE	CREDITS T=Theory Credits P=Practical Credits
	AEC-I	Environmental Science	T = 4
	AEC-II	English Communication	T = 4
Credits: 2 × 4 = 08			

SKILL ENHANCEMENT ELECTIVE COURSES (SEC) – 2 (four credits each, refer to *** on page 14)			
SEMESTER	COURSE CODE	NAME OF THE COURSE	CREDITS T=Theory Credits P=Practical Credits
	CHEMISTRY-SEC-1	IT Skills for Chemists	T=2 P=2
	CHEMISTRY-SEC-2	Basic Analytical Chemistry	T=2 P=2
	CHEMISTRY-SEC-3	Chemical Technology & Society	T=4
	CHEMISTRY-SEC-4	Cheminformatics	T=2 P=2
	CHEMISTRY-SEC-5	Business Skills for Chemists	T=4
	CHEMISTRY-SEC-6	Intellectual Property Rights	T=4
	CHEMISTRY-SEC-7	Analytical Clinical Biochemistry	T=2 P=2
	CHEMISTRY-SEC-8	Green Methods in Chemistry	T=2 P=2
	CHEMISTRY-SEC-9	Pharmaceutical Chemistry	T=2 P=2
	CHEMISTRY-SEC-10	Chemistry of Cosmetics & Perfumes	T=2 P=2
	CHEMISTRY-SEC-11	Pesticide Chemistry	T=2 P=2
	CHEMISTRY-SEC-12	Fuel Chemistry	T=2 P=2
			Credits: 2 × 4 = 08

DISCIPLINE SPECIFIC ELECTIVE COURSES (DSE) – 4 (six credits each, refer to ** on page 14)			
Each course has 4 Periods/week for Theory, 4 Periods/week for Practical			
SEMESTER	COURSE CODE	NAME OF THE COURSE	CREDITS T=Theory Credits P=Practical Credits
	CHEMISTRY-DSE-1	Novel Inorganic Solids	T=4 P=2
	CHEMISTRY-DSE-2	Inorganic Materials of Industrial Importance	T=4 P=2
	CHEMISTRY-DSE-3	Applications of Computers in Chemistry	T=4 P=2
	CHEMISTRY-DSE-4	Analytical Methods in Chemistry	T=4 P=2
	CHEMISTRY-DSE-5	Molecular Modelling & Drug Design	T=4 P=2
	CHEMISTRY-DSE-6	Polymer Chemistry	T=4 P=2
	CHEMISTRY-DSE-7	Research Methodology for Chemistry	T=5 P=1
	CHEMISTRY-DSE-8	Green Chemistry	T=4 P=2
	CHEMISTRY-DSE-9	Industrial Chemicals & Environment	T=4 P=2
	CHEMISTRY-DSE-10	Instrumental Methods of Chemical Analysis	T=4 P=2
	CHEMISTRY-DSE-11	Nanoscale Materials and their Applications	T=4 P=2
	CHEMISTRY-DSE-12	Dissertation	6
			Credits: 4 × 6 = 24

GENERIC ELECTIVES COURSES (GE)– 4(six credits each) –Offered by other Departments. Please refer to the syllabus of other departments (Mathematics, Physics, Economics and computer science).			
SEMESTER	COURSE CODE	NAME OF THE COURSE	CREDITS T=Theory Credits P=Practical Credits or Tutorial Credits
I		GE 1	6
II		GE 2	6
III		GE 3	6
IV		GE 4	6
Credits: 4 × 6 = 24			

TOTAL CREDITS = 148

Note: Wherever there is a practical there will be no tutorial and vice-versa. The size of the group for practical papers is recommended to be maximum of 12 to 15 students.

***Generic Elective Papers (GE) for other Departments/Disciplines: (Credit: 06 each – 4T + 2P)**

1. Atomic Structure, Bonding, General Organic Chemistry & Aliphatic Hydrocarbons
2. Chemical Energetics, Equilibria & Functional Group Organic Chemistry-I
3. Solutions, Phase Equilibrium, Conductance, Electrochemistry & Functional Group Organic Chemistry-II
4. Chemistry of s- and p-block elements, States of matter and Chemical Kinetics
5. Chemistry of d-block elements, Quantum Chemistry and Spectroscopy
6. Organometallics, Bioinorganic chemistry, Polynuclear hydrocarbons and UV, IR Spectroscopy
7. Molecules of life
8. Green Chemistry: Designing Chemistry for human health and environment

****Discipline Specific Elective Courses: (Credit: 06 each) (4 courses to be selected)-DSE 1-4**

DSE 1: Choose any one of the following

1. Novel Inorganic Solids
2. Inorganic Materials of Industrial Importance

DSE 2: Choose any one of the following

1. Applications of Computers in Chemistry
2. Analytical Methods in Chemistry
3. Green Chemistry
4. Industrial Chemicals & Environment
5. Dissertation

DSE 3 and 4: Choose any one option each from Group A and Group B

Group A

1. Analytical Methods in Chemistry
2. Polymer Chemistry
3. Nanoscale Materials and their Applications
4. Instrumental Methods of Chemical Analysis

Group B

1. Applications of Computers in Chemistry
2. Molecular Modelling & Drug Design
3. Research Methodology for Chemistry
4. Green Chemistry
5. Dissertation

All colleges will float more than one DSE course for DSE 2, DSE3 and DSE 4 to enable students to have a choice. Students may opt for a dissertation as a DSE course in Semester VI. It will be a six credit course. The number of students who will be allowed to opt for this will vary from college to college depending upon the infrastructural facilities and may vary each year. The college may announce the number of seats for Dissertation/project work well in advance and choose students for the same. It will involve experimental work under the supervision of a faculty member. Internal and external examiners will evaluate the project and the report should be sent to examiners in advance (prior to the day of examination).

*****Skill Enhancement Courses - In the following papers students should submit a project or case studies.**

- Chemical Technology & Society
- Business Skills for Chemists
- Intellectual Property Rights

7. Teaching – learning process:

B.Sc. (Hons) Chemistry programme is a three-year degree programme designed to provide students with a sound theoretical background and practical training in all aspects of chemistry and helps them develop an appreciation of the importance of chemistry in different contexts. The programme includes foundational as well as in-depth courses that span the traditional sub-disciplines of chemistry. Along with the above Core Courses there are Discipline Specific Elective Courses, Generic Elective Courses and Ability Enhancement Courses which address the need of the hour.

These courses are delivered through classroom, laboratory work, projects, case studies and field work in a challenging, engaging, and inclusive manner that accommodates a variety of learning styles and tools (PowerPoint presentations, audio visual resources, e-resources, seminars, workshops, models, softwares).

The laboratory training complements the theoretical principles learned in the classroom and includes synthesis of molecules, measurement of chemical properties and phenomenon, hands-on experience with modern instruments, computational data analysis, modelling and laboratory safety procedures.

Different pedagogies such as problem-based learning, peer-led instruction, and technology-aided instruction (blended learning) are adopted wherever suitable. These promote independent thinking, critical thinking and reasoning and a perspective of chemistry as a scientific process of discovery. Students are encouraged to work together in groups which leads to development of interpersonal skills like communication and team work.

The student will participate in industrial visits that will lay strong foundation for a successful career as a professional chemist by providing him/her useful information related to the practical aspects of the course and giving an insight to future areas of employment.

8. Assessment methods:

Assessment methods have two major objectives:

- The primary one is to assess the learning outcomes of the course in tune with the broad outcomes of strengthening core theoretical knowledge base and practical laboratory skills. This is assessed by comprehensive summative end-semester examinations conducted for both theory and practical courses. Also In-course assessments are given in every course in order to assess the students mastery of various learning outcomes. These assessments include individual assignments, group assignments, laboratory notebooks, written reports, quizzes, class tests and periodical tests.
- Another objective is to improve the students' learning and teachers' teaching. Results of assessments and their critical analysis are used to improve the process further by focusing on the areas that need conceptual strengthening, laboratory exposure or design of new experiments.

CORE COURSE

SEMESTER I

Course Code: CHEMISTRY - C I: INORGANIC CHEMISTRY - I

Course Title: Atomic Structure & Chemical Bonding

Total Credits: 06

(Credits: Theory-04, Practical-02)

(Total Lectures: Theory- 60, Practical-60)

Objectives:

The course reviews the structure of the atom, which is a necessary pre-requisite in understanding the nature of chemical bonding in compounds. It provides basic knowledge about ionic, covalent and metallic bonding and explains that chemical bonding is best regarded as a continuum between the three cases. It discusses the periodicity in properties with reference to the *s* and *p* block, which is necessary in understanding their group chemistry.

Learning Outcomes:

By the end of the course, the students will be able to:

- Solve the conceptual questions using the knowledge gained by studying the quantum mechanical model of the atom, quantum numbers, electronic configuration, radial and angular distribution curves, shapes of *s*, *p*, and *d* orbitals, and periodicity in atomic radii, ionic radii, ionization energy and electron affinity of elements.
- Draw the plausible structures and geometries of molecules using Radius Ratio Rules, VSEPR theory and MO diagrams (homo- & hetero-nuclear diatomic molecules).
- Understand the concept of lattice energy using Born-Landé and Kapustinskii expression.
- Rationalize the conductivity of metals, semiconductors and insulators based on the Band theory.
- Understand the importance and application of chemical bonds, inter-molecular and intra-molecular weak chemical forces and their effect on melting points, boiling points, solubility and energetics of dissolution.

Unit 1:

Atomic Structure: Recapitulation of Bohr's theory, its limitations and atomic spectrum of hydrogen atom. Wave mechanics: de Broglie equation, Heisenberg's Uncertainty Principle and its significance.

Schrödinger's wave equation, significance of ψ and ψ^2 . Quantum mechanical treatment of H- atom, Quantum numbers and their significance. Normalized and orthogonal wave functions. Sign of wave functions. Radial and angular wave functions for hydrogen atom. Radial and angular distribution curves. Shapes of *s*, *p*, and *d* orbitals, Relative energies of orbitals.

Pauli's Exclusion Principle, Hund's rule of maximum spin multiplicity, Aufbau principle and its limitations.

(Lectures: 14)

Unit 2:

Periodicity of Elements: Brief discussion of the following properties of the elements, with reference to *s*- & *p*-block and the trends shown:

- Effective nuclear charge, shielding or screening effect, Slater rules, variation of effective nuclear charge in periodic table.
- Atomic and ionic radii
- Ionization enthalpy, Successive ionization enthalpies and factors affecting ionization enthalpy and trends in groups and periods.
- Electron gain enthalpy and trends in groups and periods.
- Electronegativity, Pauling's/ Allred Rochow's scales. Variation of electronegativity with bond order, partial charge, hybridization, group electronegativity.

(Lectures: 16)

Unit 3:

Chemical Bonding

Ionic bond: General characteristics, types of ions, size effects, radius ratio rule and its limitations. Packing of ions in crystals. Born-Landé equation with derivation and importance of Kapustinskii expression for lattice energy. Madelung constant, Born-Haber cycle and its application, Solvation energy.

Covalent character in ionic compounds, polarizing power and polarizability. Fajan's rules and consequences of polarization.

(Lectures: 10)

Unit 4:

Covalent bond: Valence Bond theory (*Heitler-London* approach). Energetics of hybridization, equivalent and non-equivalent hybrid orbitals. Bent's rule, Resonance and resonance energy.

Ionic character in covalent compounds: Bond moment and dipole moment. Percentage ionic character from dipole moment and electronegativity difference.

Molecular orbital theory. Molecular orbital diagrams of diatomic and simple polyatomic molecules N_2 , O_2 , C_2 , B_2 , F_2 , CO , NO , and their ions; HCl (idea of *s-p* mixing and orbital interaction to be given).

(Lectures: 10)

Unit 5:

VSEPR Theory: Lewis structure, Valence shell electron pair repulsion theory (VSEPR), shapes of the following simple molecules and ions containing lone pairs and bond pairs of electrons: H_2O , NH_3 , PCl_3 , PCl_5 , SF_6 , ClF_3 , I_3^- , BrF_2^+ , PCl_6^- , ICl_2^- , ICl_4^- , and SO_4^{2-} .

Multiple bonding (σ and π bond approach) and bond lengths.

(Lectures: 5)

Unit 6:

Metallic Bond: Qualitative idea of valence bond and band theories. Semiconductors and insulators, defects in solids.

Weak Chemical Forces: van der Waals forces, ion-dipole forces, dipole-dipole interactions, induced dipole interaction, Hydrogen bonding (theories of hydrogen bonding, valence bond treatment).

Effects of weak chemical forces, melting and boiling points, solubility, energetics of dissolution process.

(Lectures: 5)

Practical:

(Credits: 2, Laboratory periods: 60)

1. Titrimetric Analysis: (i) Calibration and use of apparatus (ii) Preparation of solutions of titrants of different Molarity/Normality.

2. Acid-Base Titrations: Principles of acid-base titrations to be discussed.

(i) Estimation of sodium carbonate using standardized HCl.

(ii) Estimation of carbonate and hydroxide present together in a mixture.

(iii) Estimation of carbonate and bicarbonate present together in a mixture.

(iv) Estimation of free alkali present in different soaps/detergents

3. Oxidation-Reduction Titrimetry: Principles of oxidation-reduction titrations (electrode potentials) to be discussed.

(i) Estimation of Fe(II) and oxalic acid using standardized KMnO_4 solution

(ii) Estimation of oxalic acid and sodium oxalate in a given mixture.

(iii) Estimation of Fe(II) with $\text{K}_2\text{Cr}_2\text{O}_7$ using internal indicator (diphenylamine, N-phenylanthranilic acid) and discussion of external indicator.

References:

Theory:

1. Lee, J.D.; (2010), **Concise Inorganic Chemistry**, Wiley India.
2. Huheey, J.E.; Keiter, E.A.; Keiter; R. L.; Medhi, O.K. (2009), **Inorganic Chemistry- Principles of Structure and Reactivity**, Pearson Education.

3. Douglas, B.E.; McDaniel, D.H.; Alexander, J.J.(1994),**Concepts and Models of Inorganic Chemistry**,John Wiley & Sons.
4. Atkins, P.W.; Overton, T.L.; Rourke, J.P.; Weller, M.T.; Armstrong, F.A. (2010),**Shriver and Atkins Inorganic Chemistry**, 5th Edition, Oxford University Press.

Practicals:

1. Jeffery, G.H.; Bassett, J.; Mendham, J.; Denney, R.C. (1989),**Vogel's Textbook of Quantitative Chemical Analysis**, John Wiley and Sons.

Additional Resources:

1. Wulfsberg, G (2002),**Inorganic Chemistry**, Viva Books Private Limited.
2. Miessler, G.L.; Fischer P.J.; Tarr, D. A. (2014),**Inorganic Chemistry**, 5th Edition, Pearson.

Teaching Learning Process:

- Conventional chalk and board teaching,
- Class interactions and discussions
- Power point presentation on important topics.

Assessment Methods:

- Presentations by Individual Student/ Group of Students
- Class Tests at Periodic Intervals.
- Written assignment(s)
- End semester University Theory and Practical Examination

Keywords:

Atomic Structure, Wave function, Quantum Numbers, Electronegativity, Ionic Bonding, Dipole Moment, VSEPR Theory, Covalent Bonding, Multiple Bonding, Molecular Orbitals, Bonding MO, Antibonding MO, Homonuclear, Heteronuclear, Metallic Bonding, Weak Chemical Forces.

Course Code: CHEMISTRY - C II: PHYSICAL CHEMISTRY - I

Course Title: States of Matter & Ionic Equilibrium

Total Credits: 06

(Credits: Theory-04, Practical-02)

(Total Lectures: Theory- 60, Practical-60)

Objectives:

- To develop basic and advance concepts regarding the three states of matter.
- To derive the expressions for determining the physical properties of gases, liquids and solids.

- To study the concept of ionization in aqueous solution, pH, buffers and various applications of ionization.

Learning Outcomes:

By the end of the course, students will be able to:

- Derive mathematical expressions for different properties of gas, liquid and solids and understand their physical significance.
- Explain the crystal structure and calculate related properties of cubic systems.
- Explain the concept of ionization of electrolytes with emphasis on weak acid and base and hydrolysis of salt.
- Apply the concepts of gas equations, pH and electrolytes while studying other chemistry courses and ever day life.

Unit 1:

Gaseous state: Kinetic molecular model of a gas: postulates and derivation of the kinetic gas equation; collision frequency; collision diameter; mean free path and viscosity of gases, including their temperature and pressure dependence, relation between mean free path and coefficient of viscosity, calculation of σ from η ; variation of viscosity with temperature and pressure. Maxwell distribution and its use in evaluating molecular velocities (average, root mean square and most probable) and average kinetic energy, law of equipartition of energy, degrees of freedom and molecular basis of heat capacities. Behaviour of real gases: Deviations from ideal gas behaviour, compressibility factor, Z , and its variation with pressure and temperature for different gases. Causes of deviation from ideal behaviour. Equation of states for real gases; van der Waals equation of state, its derivation and application in explaining real gas behaviour, Virial coefficients, calculation of Boyle temperature. Isotherms of real gases and their comparison with van der Waals isotherms, continuity of states, critical state, relation between critical constants and van der Waals constants, law of corresponding states.

(Lectures: 22)

Unit 2:

Liquid state: Qualitative treatment of the structure of the liquid state; physical properties of liquids; vapour pressure, surface tension and coefficient of viscosity, and their determination. Effect of addition of various solutes on surface tension and viscosity. Explanation of cleansing action of detergents. Temperature variation of viscosity of liquids and comparison with that of gases.

(Lectures: 6)

Unit 3:

Solid state: Nature of the solid state, law of constancy of interfacial angles, law of rational indices, Miller indices, elementary ideas of symmetry, symmetry elements and symmetry operations, qualitative idea of point and space groups, seven crystal systems and fourteen Bravais lattices; X-ray diffraction, Bragg's law, a simple account of rotating crystal method and powder pattern method. Analysis of powder diffraction patterns of NaCl, CsCl and KCl.

(Lectures: 12)

Unit 4:

Ionic equilibria: Strong, moderate and weak electrolytes, degree of ionization, factors affecting degree of ionization, ionization constant and ionic product of water. Ionization of weak acids and bases, pH scale, common ion effect; dissociation constants of mono and diprotic acids. Salt hydrolysis-calculation of hydrolysis constant, degree of hydrolysis and pH for different salts.

Buffer solutions; derivation of Henderson equation and its applications. Solubility and solubility product of sparingly soluble salts – applications of solubility product principle. Qualitative treatment of acid – base titration curves (calculation of pH at various stages). Theory of acid–base indicators; selection of indicators and their limitations.

(Lectures: 20)

Practical:

(Credits: 2, Laboratory periods: 60)

1. Surface tension measurements using Stalagmometer.

- i. Determine the surface tension of aqueous solutions by (i) drop number (ii) drop weight method.
- ii. Study the variation of surface tension with different concentration of detergent solutions. Determine CMC.

2. Viscosity measurement using Ostwald's viscometer.

- i. Determination of co-efficient of viscosity of an unknown aqueous solution.
- ii. Study the variation of co-efficient of viscosity with different concentration of Poly Vinyl Alcohol (PVA) and determine molar mass of PVA.
- iii. Study the variation of viscosity with different concentration of sugar solutions.

3. Determination of molecular weight of a volatile compound using Victor Meyer's method.

4. Solid State:

- i. Indexing of a given powder diffraction pattern of a cubic crystalline system.

4. pH-metry:

- i. Study the effect of addition of HCl/NaOH on pH to the solutions of acetic acid, sodium acetate and their mixtures.
- ii. Preparation of buffer solutions of different pH values
 - (a) Sodium acetate-acetic acid
 - (b) Ammonium chloride-ammonium hydroxide

- iii. pH metric titration of (i) strong acid with strong base, (ii) weak acid with strong base and determination of dissociation constant of a weak acid.

References:

Theory:

1. Atkins, P.W.; Paula, J.de. (2014), **Atkin's Physical Chemistry Ed.**, 10th Edition, Oxford University Press.
2. Ball, D. W. (2017), **Physical Chemistry**, 2nd Edition, Cengage Learning, India.
3. Castellan, G. W. (2004), **Physical Chemistry**, 4th Edition, Narosa.
4. Kapoor, K.L. (2015), **A Textbook of Physical Chemistry**, Vol 1, 6th Edition, McGraw Hill Education.

Practical:

1. Khosla, B.D.; Garg, V.C.; Gulati, A. (2015), **Senior Practical Physical Chemistry**, R. Chand & Co, New Delhi.
2. Kapoor, K.L. (2019), **A Textbook of Physical Chemistry**, Vol.7, 1st Edition, McGraw Hill Education.
3. Garland, C. W.; Nibler, J. W.; Shoemaker, D. P. (2003), **Experiments in Physical Chemistry**, 8th Edition, McGraw-Hill, New York.

Additional Resources:

1. Moore, W.J. (1972), **Physical Chemistry**, 5th Edition, Longmans Green & Co. Ltd.
2. Glasstone, S. (1948), **Textbook of Physical Chemistry**, D. Van Nostrand company, New York.

Teaching Learning Process:

- Teaching Learning Process for the course is visualized as largely student-focused.
- Transaction through an intelligent mix of conventional and modern methods.
- Engaging students in cooperative learning.
- Learning through quiz design.
- Problem solving to enhance comprehension.

Assessment Methods:

- Graded assignments
- Conventional class tests
- Class seminars by students on course topics with a view to strengthening the content through width and depth
- Quizzes
- End semester university examination.

Keywords:

States of matter, ideal/real gases, critical constants, viscosity, surface tension, symmetry, Crystal lattice/Systems, X-ray diffraction, Bragg's law, ionic equilibria, solubility product, pH, indicator.

SEMESTER II

Course Code: CHEMISTRY – CIII: ORGANIC CHEMISTRY - I

Course Title: Basics and Hydrocarbons

Total Credits: 06

(Credits: Theory-04, Practical-02)

(Total Lectures: Theory- 60, Practical-60)

Objectives:

The core course Organic Chemistry I is designed in a manner that it forms a cardinal part of the learning of organic chemistry for the subsequent semesters. The course is infused with the recapitulation of fundamentals of organic chemistry and the introduction of a new concept of visualizing the organic molecules in a three-dimensional space. To establish the applications of these concepts, the functional groups- alkanes, alkenes, alkynes and aromatic hydrocarbons are introduced. The constitution of the course strongly aids in the paramount learning of the concepts and their applications.

Learning Objectives:

On completion of the course, the student will be able to:

- Understand and explain the different nature and behavior of organic compounds based on fundamental concepts learnt.
- Formulate the mechanism of organic reactions by recalling and correlating the fundamental properties of the reactants involved.
- Learn and identify many organic reaction mechanisms including Free Radical Substitution, Electrophilic Addition and Electrophilic Aromatic Substitution.
- Understand the fundamental concepts of stereochemistry.

Unit 1:

Recapitulation of Basics of Organic Chemistry

Hybridisation: Shapes of molecules

Electronic displacements and their applications: Inductive, electromeric, resonance and mesomeric effects and hyperconjugation.

Concept of dipole moment, acidity and basicity and pKa values.

Homolytic and heterolytic fissions with suitable examples. Types, shape and relative stability of carbocations, carbanions, carbenes and free radicals.

Weaker forces like van der Waals forces and hydrogen bonding

Electrophiles and nucleophiles, and introduction to types of organic reactions: addition, elimination and substitution reactions.

(Lectures: 6)

Unit 2:

Stereochemistry

Stereoisomerism: Optical activity and optical isomerism, asymmetry, chirality, enantiomers, diastereomers. specific rotation; Configuration and projection formulae: Newmann, Sawhorse, Fischer and their interconversion. Chirality in molecules with one and two stereocentres; meso configuration. Racemic mixture and their resolution. Relative and absolute configuration: D/L and R/S designations. Geometrical isomerism: cis-trans, syn-anti and E/Z notations using CIP rules.

(Lectures: 18)

Unit 3:

Carbon-Carbon sigma bonds (Alkanes and Cycloalkanes)

General methods of preparation- Wurtz and Wurtz Fittig reaction, Corey House synthesis, physical and chemical properties of alkanes, Free radical substitutions; Halogenation, concept of relative reactivity v/s selectivity.

Conformational analysis of alkanes (Conformations, relative stability and energy diagrams of Ethane, Propane and butane). General molecular formulae of cycloalkanes and relative stability, Baeyer strain theory, Cyclohexane conformations with energy diagram, Axial and equatorial positions. Conformations of monosubstituted cyclohexanes.

(Lectures: 16)

Unit 4:

Carbon-Carbon pi Bonds (Alkenes and Alkynes)

Structure and isomerism. General methods of preparation, physical and chemical properties. Mechanism, of E1, E2, E1cb reactions, Saytzeff and Hoffmann eliminations, Electrophilic Additions, mechanism with suitable examples, (Markownikoff/Antimarkownikoff addition), *syn* and *anti*-addition; addition of H₂, X₂, oxymercuration-demercuration, hydroboration-oxidation, ozonolysis, hydroxylation, Diels Alder reaction, 1,2- and 1,4-addition reactions in conjugated dienes.

Mechanism of allylic and benzylic bromination in propene, 1-butene, toluene, ethyl benzene.

Reactions of alkynes; acidity, electrophilic and nucleophilic additions, hydration to form carbonyl compounds, Alkylation of terminal alkynes.

(Lectures: 8)

Unit 5:

Aromatic Hydrocarbons

Concept of Aromaticity, Huckel's rule, aromatic character of arenes, cyclic carbocations and carbanions with suitable examples and heterocyclic compounds with suitable examples. Electrophilic aromatic substitution: halogenation, nitration, sulphonation, Friedel Crafts alkylation/ acylation with their mechanism. Directing effects of groups in electrophilic substitution.

(Lectures: 12)

Practical:

(Credits: 2, Laboratory periods: 60)

1. Calibration of a thermometer.
2. Organic Preparation (any one of the following):
 - a. Bromination of acetanilide/aniline/phenol
 - b. Nitration of nitrobenzene/toluene
3. Purification of organic compounds by crystallization using the following solvents:
 - a. Water
 - b. Alcohol
 - c. Alcohol-Water
4. Determination of the melting points of prepared organic compounds (Kjeldahl method and electrically heated melting point apparatus)
5. Effect of impurities on the melting point – mixed melting point of two unknown organic compounds.
6. Determination of boiling point of liquid compounds. (boiling point lower than and more than 100 °C by distillation and capillary method)
7. Chromatography
 - a. Separation of a mixture of two amino acids by ascending and radial paper chromatography
 - b. Separation of a mixture of two sugars by ascending paper chromatography.
- c. Separation of a mixture of o-and p-nitrophenol or o-and p-aminophenol by thin layer chromatography (TLC).
8. Detection of extra elements.

References:

Theory:

1. Morrison, R. N.; Boyd, R. N. **Organic Chemistry**, Dorling Kindersley (India) Pvt. Ltd. (Pearson Education).
2. Finar, I. L. **Organic Chemistry** (Volume 1 & 2), Dorling Kindersley (India) Pvt. Ltd. (Pearson Education).

3. Chandra, R. ; Singh, S.; Singh, A. (2019), **Basic Organic Chemistry**, Arcler Press.
4. Eliel, E. L.; Wilen, S. H.(1994),**Stereochemistry of Organic Compounds**; Wiley: London.
5. Singh, S.P.; Prakash, O.,(2017), **Reaction Mechanism in organic chemistry**, Laxmi Publications.

Practical:

1. Mann, F. G.; Saunders, B. C. (2009), **Practical Organic Chemistry**, Pearson Education.
2. Ahluwalia, V.K.; Dhingra, S. (2004),**Comprehensive Practical Organic Chemistry: Qualitative Analysis**, University Press.
3. Furniss, B.S.; Hannaford, A.J.; Smith, P.W.G.; Tatchell, A.R.(2012),**Vogel's Textbook of Practical Organic Chemistry**, Pearson.
4. Leonard, J.; Lygo, B.; Procter, G. **Advanced Practical Organic Chemistry**, CRC Press.

Additional Resources:

1. Solomons, T. W. G.; Fryhle, C. B. ; Snyder, S. A. (2016),**Organic Chemistry**, 12th Edition, Wiley.
2. Bruice, P. Y. (2017),**Organic Chemistry**, 8th Edition, Pearson.
3. Clayden, J.; Greeves, N.; Warren, S. (2012), **Organic Chemistry**, Oxford.
4. Nasipuri, D.(2018), **Stereochemistry of Organic Compounds: Principles and Applications**, 3rd Edition, New Age International.
5. Gunstone, F. D. (1975), **Guidebook to Stereochemistry**, Prentice Hall Press.

Teaching Learning Process:

- Lectures in class rooms
- Peer learning
- Hands-on learning using 3-D models, videos, presentations, seminars
- Technology driven Learning
- Industry visits

Assessment Methods:

- Continuous Evaluation: Monitoring the progress of student's learning
- Class Tests, Worksheets and Quizzes
- Presentations, Projects and Assignments and Group Discussions: Enhances critical thinking skills and personality
- Semester-end Examination: critical indicator of student's learning and teaching methods adopted by teachers throughout the semester.

Keywords:

Alkanes, Alkenes, Alkynes, Aromatic Hydrocarbons, Cycloalkanes, Hybridisation, Stereochemistry.

Course Code: CHEMISTRY - C IV: PHYSICAL CHEMISTRY - II
Course Title: Chemical Thermodynamics and its Applications
Total Credits: 06 (Credits: Theory-04, Practical-02)
(Total Lecture: Theory- 60, Practical-60)

Objectives:

The aim of this course is to make students understand thermodynamic concepts, terminology, properties of thermodynamic systems, laws of thermodynamics and their correlation with other branches of physical chemistry and make them able to apply thermodynamic concepts to the system of variable compositions, equilibrium and colligative properties.

Learning Outcomes:

By the end of the course, students will be able to:

- Understand the three laws of thermodynamics, concept of State and Path functions, extensive and intensive properties.
- Derive the expressions of ΔU , ΔH , ΔS , ΔG , ΔA for ideal gases under different conditions.
- Explain the concept of partial molar properties.
- Explain the thermodynamic basis of colligative properties and applications in surroundings

Unit 1:

Chemical Thermodynamics: Intensive and extensive variables; state and path functions; isolated, closed and open systems.

Mathematical treatment - Exact and inexact differential, Partial derivatives, Euler's reciprocity rule, cyclic rule.

(Lectures: 6)

Unit 2:

First law: Concept of heat, Q , work, W , internal energy, U , and statement of first law; enthalpy, H , relation between heat capacities, Joule Thompson Porous Plug experiment, Nature of Joule Thompson coefficient, calculations of Q , W , ΔU and ΔH for reversible, irreversible and free expansion of gases (ideal and van der Waals) under isothermal and adiabatic conditions.

Thermochemistry: Enthalpy of reactions: standard states; enthalpy of neutralization, enthalpy of hydration, enthalpy of formation and enthalpy of combustion and its applications, bond dissociation energy and bond enthalpy; effect of temperature (Kirchhoff's equations) on enthalpy of reactions.

(Lectures: 14)

Unit 3:

Second Law: Concept of entropy; statement of the second law of thermodynamics, Carnot cycle. Calculation of entropy change for reversible and irreversible processes (for ideal gases). Free Energy Functions: Gibbs and Helmholtz energy; variation of S, G, A with T, V, P; Free energy change and spontaneity (for ideal gases). Relation between Joule-Thomson coefficient and other thermodynamic parameters; inversion temperature; Gibbs-Helmholtz equation; Maxwell relations; thermodynamic equation of state.

(Lectures: 16)

Unit 4:

Third Law: Statement of third law, unattainability of absolute zero, calculation of absolute entropy of molecules, concept of residual entropy, calculation of absolute entropy of solid, liquid and gases.

(Lectures: 4)

Unit 5:

Systems of Variable Composition: Partial molar quantities, dependence of thermodynamic parameters on composition; Gibbs Duhem equation, chemical potential of ideal mixtures, Change in thermodynamic functions on mixing of ideal gases.

Chemical Equilibrium: Criteria of thermodynamic equilibrium, degree of advancement of reaction, Chemical equilibria in ideal gases, Thermodynamic derivation of relation between Gibbs free energy of a reaction and reaction quotient, Equilibrium constants and their dependence on temperature, pressure and concentration, Le Chatelier's Principle (Quantitative treatment), Free energy of mixing and spontaneity, Equilibrium between ideal gases and a pure condensed phase.

(Lectures: 10)

Unit 6:

Solutions and Colligative Properties: Dilute solutions; lowering of vapour pressure, Raoult's law, Henry's law. Thermodynamic basis of the colligative properties - lowering of vapour pressure, elevation of Boiling Point, Depression of Freezing point and Osmotic pressure and derivation of expressions for these using chemical potential. Application of colligative properties in calculating molar masses of normal, dissociated and associated solutes in solutions. Concept of activity and activity coefficients.

(Lectures: 10)

Practical:

(Credits: 2, Laboratory periods: 60)

Thermochemistry:

1. Determination of heat capacity of a calorimeter for different volumes using (i) change of enthalpy data of a known system and (ii) heat gained equal to heat lost by cold water and hot water respectively
2. Determination of enthalpy of neutralization of hydrochloric acid with sodium hydroxide.

- Determination of the enthalpy of ionization of ethanoic acid.
- Determination of integral enthalpy (endothermic and exothermic) solution of salts.
- Determination of basicity of a diprotic acid by the thermochemical method for different additions of a base.
- Determination of enthalpy of hydration of salt.
- To study the effect of concentration of solute on elevation of boiling point of water.
- To study the elevation in boiling point on adding same concentrations of electrolyte and non-electrolyte to a specific volume of water.

References:

Theory:

- Peter, A.; Paula, J. de. (2011), **Physical Chemistry**, 9th Edition, Oxford University Press.
- Castellan, G. W. (2004), **Physical Chemistry**, 4th Edition, Narosa.
- Kapoor, K.L.(2015), **A Textbook of Physical Chemistry**, Vol 2, 6th Edition, McGraw Hill Education.
- Kapoor, K.L.(2013), **A Textbook of Physical Chemistry**, Vol 3, 3rd Edition, McGraw Hill Education.
- McQuarrie, D. A.; Simon, J. D. (2004), **Molecular Thermodynamics**, Viva Books Pvt. Ltd.

Additional Resources:

- Levine, I.N.(2010), **Physical Chemistry**, Tata Mc Graw Hill.
- Assael, M. J.; Goodwin, A. R. H.; Stamatoudis, M.; Wakeham, W. A.; Will, S.(2011), **Commonly asked Questions in Thermodynamics**. CRC Press.

Practicals:

- Khosla, B.D.; Garg, V.C.; Gulati, A. (2015), **Senior Practical Physical Chemistry**, R. Chand & Co, New Delhi.
- Kapoor, K.L. (2019), **A Textbook of Physical Chemistry**, Vol.7, 1st Edition, McGraw Hill Education.
- Garland, C. W.; Nibler, J. W.; Shoemaker, D. P.(2003), **Experiments in Physical Chemistry**, 8th Edition, McGraw-Hill, New York.

Teaching Learning Process:

- Teaching Learning Process for the course is visualized as largely student-focused.
- Transaction through an intelligent mix of conventional and modern methods.
- Frequent use of molecular models for demonstration and providing students in groups to explore building models themselves
- Engaging students in cooperative learning.
- Learning through quiz design.
- Problem solving to enhance comprehension.

Assessment Methods:

- Graded assignments
- Conventional class tests
- Class seminars by students on course topics with a view to strengthening the content through width and depth
- Quizzes
- End semester university examination.

Keywords:

Thermodynamics, State/Path Functions, Heat, Thermal equilibrium, Spontaneity, Work Function, Entropy, Chemical Potential, Partial Molar Quantities, Le Chatelier's Principle, Colligative Properties

SEMESTER III

Course Code: CHEMISTRY - CV: INORGANIC CHEMISTRY - II

Course Title: s- and p-Block Elements

Total Credits: 06

(Credits: Theory-04, Practical-02)

(Total Lecture: Theory- 60, Practical-60)

Objectives:

The course reviews the general principles of metallurgy and s-, p-block elements. It reviews the terms minerals, ores, concentration, benefaction, calcination, roasting, refining, etc. and explains the principles of oxidation and reduction as applied to the extraction procedures. Methods of purification of metals, such as electrolytic, oxidative refining, Van Arkel-De Boer process and Mond's process are discussed and applications of thermodynamic concepts like that of Gibbs energy and entropy to the extraction of metals are reviewed. It further discusses the patterns and trends exhibited by s and p block elements and their compounds with emphasis on synthesis, structure, bonding and uses.

Learning Outcomes:

By the end of the course, the students will be able to:

- Learn the fundamental principles of metallurgy and understand the importance of recovery of by-products during extraction.
- Understand the basic and practical applications in various fields of metals and alloy behavior and their manufacturing processes.

- Apply the thermodynamic concepts like that of Gibbs energy and entropy to the principles of extraction of metals.
- Understand the periodicity in atomic and ionic radii, electronegativity, ionization energy, electron affinity of elements of the periodic table.
- Understand oxidation states with reference to elements in unusual and rare oxidation states like carbides and nitrides.
- Understand vital role of sodium, potassium, calcium and magnesium ions in biological systems and the use of caesium in devising photoelectric cells.

Unit 1:

General Principles of Metallurgy: Chief modes of occurrence of metals based on standard electrode potentials. Ellingham diagrams for reduction of metal oxides using carbon and carbon monoxide as reducing agent. Electrolytic Reduction, Hydrometallurgy with reference to cyanide process for silver and gold. Methods of purification of metals: Electrolytic process, Van Arkel-De Boer process, Zone refining.

(Lectures: 6)

Unit 2:

Chemistry of s-Block Elements

General characteristics: melting point, flame colour, reducing nature, diagonal relationships and anomalous behavior of first member of each group.

Reactions of alkali and alkaline earth metals with oxygen, hydrogen, nitrogen and water.

Common features such as ease of formation, thermal stability and solubility of the following alkali and alkaline earth metal compounds: hydrides, oxides, peroxides, superoxides, carbonates, nitrates, sulphates.

Complex formation tendency of s-block elements; structure of the following complexes: crown ethers and cryptates of Group I; basic beryllium acetate, beryllium nitrate, EDTA complexes of calcium and magnesium.

Solutions of alkali metals in liquid ammonia and their properties.

(Lectures: 22)

Unit 3:

Chemistry of p- Block Elements

Electronic configuration, atomic and ionic size, metallic/non-metallic character, melting point, ionization enthalpy, electron gain enthalpy, electronegativity, Catenation, Allotropy of C, P, S; inert pair effect, diagonal relationship between B and Si and anomalous behaviour of first member of each group.

(Lectures: 6)

Unit 4:

Structure, bonding and properties: acidic/basic nature, stability, ionic/covalent nature, oxidation/reduction, hydrolysis, action of heat of the following:

- Hydrides: hydrides of Group 13 (only diborane), Group 14, Group 15 (EH_3 where E = N, P, As, Sb, Bi), Group 16 and Group 17.
- Oxides: oxides of phosphorus, sulphur and chlorine
- Oxoacids: oxoacids of phosphorus and chlorine; peroxyacids of sulphur
- Halides: halides of silicon and phosphorus

(Lectures: 15)

Unit 5:

Preparation, properties, structure and uses of the following compounds:

- Borazine
- Silicates, silicones,
- Phosphonitrilic halides $\{(\text{PNCl}_2)_n$ where $n = 3$ and $4\}$
- Interhalogen and pseudohalogen compounds
- Clathrate compounds of noble gases, xenon fluorides (MO treatment of XeF_2).

(Lectures: 11)

Practical:

(Credits: 02, Laboratory periods: 60)

(A) Iodo / Iodimetric Titrations

- Estimation of Cu(II) and $\text{K}_2\text{Cr}_2\text{O}_7$ using sodium thiosulphate solution (Iodometrically).
- Estimation of antimony in tartar-emetica iodimetrically
- Estimation of Iodine Content in iodized salt

(B) Complexometric titrations using disodium salt of EDTA

- Estimation of Mg^{2+} , Zn^{2+}
- Estimation of Ca^{2+} by substitution method
- Estimation of Calcium content in milk.

(C) Paper chromatographic separation of following metal ions:

- Ni (II) and Co (II)
- Cu(II) and Cd(II)

(D) Inorganic preparations

(i) Cuprous Chloride, Cu_2Cl_2

(ii) Aluminium potassium sulphate $\text{KAl}(\text{SO}_4)_2 \cdot 12\text{H}_2\text{O}$ (potash alum) or Chromium potassium sulphate $\text{KCr}(\text{SO}_4)_2 \cdot 12\text{H}_2\text{O}$ (chrome alum).

References:

Theory:

1. Lee, J.D.; (2010), **Concise Inorganic Chemistry**, Wiley India.
2. Huheey, J.E.; Keiter, E.A.; Keiter; R. L.; Medhi, O.K. (2009), **Inorganic Chemistry- Principles of Structure and Reactivity**, Pearson Education.
3. Douglas, B.E.; McDaniel, D.H.; Alexander, J.J. (1994), **Concepts and Models of Inorganic Chemistry**, John Wiley & Sons.
4. Atkins, P.W.; Overton, T.L.; Rourke, J.P.; Weller, M.T.; Armstrong, F.A. (2010), **Shriver and Atkins Inorganic Chemistry**, 5th Edition, Oxford University Press.
5. Miessler, G.L.; Fischer P.J.; Tarr, D. A. (2014), **Inorganic Chemistry**, 5th Edition, Pearson.

Practicals:

1. Jeffery, G.H.; Bassett, J.; Mendham, J.; Denney, R.C. (1989), **Vogel's Textbook of Quantitative Chemical Analysis**, John Wiley and Sons.

Teaching Learning Process:

- Conventional methods of teaching learning e.g. Lectures, use of chalk, blackboard and models.
- ICT enabled teaching learning.
- Group discussions and quiz.

Assessment Methods:

- Test / Examination
- Assignment
- Projects based on the real world application of important elements and their compounds
- End semester university theory and practical examination.

Keywords:

s-block elements, p-block elements, metallurgy, Ellingham Diagram, Zone Refining, Borazine, Silicates, Interhalogen, Pseudohalogen compounds.

Course Code: CHEMISTRY - CVI: ORGANIC CHEMISTRY - II
Course Title: Halogenated Hydrocarbons and Oxygen Containing Functional Groups
Total Credits: 06 (Credits: Theory-04, Practical-02)
(Total Lectures: Theory- 60, Practical-60)

Objectives:

The core course Organic Chemistry II is designed in a manner that gives a better understanding of the organic functional groups, which include halogenated hydrocarbons and oxygen containing functional groups and their reactivity patterns. The detailed reactions mechanistic pathways for each functional group will be discussed to unravel the spectrum of organic chemistry and the extent of organic transformations.

Learning Outcomes:

On completion of the course, the student will be able to:

- Understand preparation, properties and reactions of haloalkanes, haloarenes and oxygen containing functional groups.
- Use the synthetic chemistry learnt in this course to do functional group transformations.
- To propose plausible mechanisms for any relevant reaction.

Unit 1:

Chemistry of Halogenated Hydrocarbons:

Alkyl halides: Methods of preparation and properties, nucleophilic substitution reactions – S_N1 , S_N2 and S_Ni mechanisms with stereochemical aspects and effect of solvent; nucleophilic substitution vs. elimination.

Aryl halides: Preparation (including preparation from diazonium salts) and properties, nucleophilic aromatic substitution; S_NAr , Benzyne mechanism.

Relative reactivity of alkyl, allyl, benzyl, vinyl and aryl halides towards nucleophilic substitution reactions.

Organometallic compounds of Mg (Grignard reagent) – Use in synthesis of organic compounds.

(Lectures: 16)

Unit 2:

Alcohol, Phenol, Ether and Epoxides

Alcohols: preparation, properties and relative reactivity of 1°, 2°, 3° alcohols, Bouveault–Blanc Reduction; Oxidation of diols by periodic acid and lead tetraacetate, Pinacol–Pinacolone rearrangement.

Phenols: Preparation and properties; Acidity and affecting factors, Ring substitution reactions, Reimer–Tiemann and Kolbe’s–Schmidt Reactions, Fries and Claisen rearrangements and their mechanism.

Ethers and Epoxides: Preparation and reactions with acids. Reactions of epoxides with alcohols, ammonia and LiAlH₄.

(Lectures: 16)

Unit 3:

Carbonyl Compounds

Structure, reactivity, preparation and properties;

Nucleophilic additions, Nucleophilic addition-elimination reactions with ammonia derivatives with mechanism.

Mechanisms of Aldol and Benzoin condensation, Knoevenagel condensation, Claisen-Schmidt, Perkin, Cannizzaro and Wittig reaction, Beckmann and Benzil-Benzilic acid rearrangements, haloform reaction and Baeyer Villiger oxidation, α -substitution reactions, oxidations and reductions (Clemmensen, Wolff-Kishner, LiAlH₄, NaBH₄, MPV, PDC)

Addition reactions of α , β - unsaturated carbonyl compounds: Michael addition.

Active methylene compounds: Keto-enol tautomerism. Preparation and synthetic applications of diethyl malonate and ethyl acetoacetate.

(Lectures: 16)

Unit 4:

Carboxylic acids and their derivatives

General methods of preparation, physical properties and reactions of monocarboxylic acids, effect of substituents on acidic strength. Typical reactions of dicarboxylic acids, hydroxy acids and unsaturated acids.

Preparation and reactions of acid chlorides, anhydrides, esters and amides;

Comparative study of nucleophilic substitution at acyl group–Mechanism of acidic and alkaline hydrolysis of esters, Claisen condensation, Dieckmann and Reformatsky reactions, Hoffmann-bromamide degradation and Curtius rearrangement.

(Lectures: 12)

Practical:

(Credits: 2, Laboratory periods: 60)

1. Functional group tests for alcohols, phenols, carbonyl and carboxylic acid group
2. Organic Preparations
 - i. Acetylation of one of the following compounds: amines (aniline, o-, m-, p- toluidines and o-, m-, p-anisidine) and phenols (β -naphthol, vanillin, salicylic acid) by any one method:
 - a. Using conventional method.
 - b. Using green approach
 - ii. Benzoylation of one of the following amines (aniline, o-, m-, p- toluidines and o-, m-, p-anisidine) and one of the following phenols (β -naphthol, resorcinol, p- cresol) by Schotten-Baumann reaction.
 - iii. Oxidation of ethanol/ isopropanol (Iodoform reaction).
 - iv. Selective reduction of meta dinitrobenzene to m-nitroaniline.
 - v. Hydrolysis of amides and esters.
 - vi. Semicarbazone of any one of the following compounds: acetone, ethyl methyl ketone, cyclohexanone.
 - vii. S-Benzylisothiuronium salt of one each of water soluble and water insoluble acids (benzoic acid, oxalic acid, phenyl acetic acid and phthalic acid).
 - viii. Aldol condensation using either conventional or green method.

The above derivatives should be prepared using 0.5-1g of the organic compound. The solid samples must be collected and may be used for recrystallization and melting point.

References:

Theory:

1. Morrison, R. N.; Boyd, R. N. **Organic Chemistry**, Dorling Kindersley (India) Pvt. Ltd. (Pearson Education).
2. Finar, I. L. **Organic Chemistry** (Volume 1), Dorling Kindersley (India) Pvt. Ltd. (Pearson Education).
3. Ahluwalia, V.K.; Bhagat, P.; Aggarwal, R.; Chandra, R. (2005), **Intermediate for Organic Synthesis**, I.K.International.
4. Solomons, T. W. G.; Fryhle, C. B. ; Snyder, S. A. (2016),**Organic Chemistry**, 12th Edition, Wiley.
5. Chandra, R. ; Singh, S.; Singh, A. (2019), **Organic reactions and their nomenclature**, Arcler Press.

Practical:

1. Mann, F. G.; Saunders, B. C. (2009),**Practical Organic Chemistry**, Pearson Education.
2. Furniss, B.S.; Hannaford, A.J.; Smith, P.W.G.; Tatchell, A.R.(2012),**Vogel's Textbook of Practical Organic Chemistry**, Pearson.
3. Ahluwalia, V.K.; Aggarwal, R.(2004),**Comprehensive Practical Organic Chemistry: Preparation and Quantitative Analysis**, University Press.

- Ahluwalia, V.K.; Dhingra, S. (2004), **Comprehensive Practical Organic Chemistry: Qualitative Analysis**, University Press.

Additional References:

- Mukherji, S.M.; Singh, S.P. (2017), **Reaction Mechanism in Organic Chemistry**, Trinity Press.
- Carey, F.A.; Sundberg, R. J. (2007), **Advanced Organic Chemistry: Part B: Reaction and Synthesis**, Springer.
- Bruice, P.Y. (2015), **Organic Chemistry** 3rd Edition, Pearson.
- Patrick, G. (2003), **BIOS Instant Notes in Organic Chemistry**, Viva Books.

Teaching Learning Process:

Lectures, ICT enabled teaching, group discussion and quiz will be part of the teaching learning process.

Assessment Methods:

Assessment will be done on the basis of regular class test, presentations and assignments as a part of internal assessment during the course as per the curriculum. End semester university examination will be held for both theory and practical. In practical, assessment will be done based on continuous evaluation, performance in the experiment on the date of examination and viva voce.

Keywords:

Alkyl halides, Alcohols, Phenols, Ethers, Carbonyl Compounds

Course Code: CHEMISTRY - CVII: PHYSICAL CHEMISTRY–III

Course Title: Phase Equilibria and Electrochemical Cells

Total Credits: 06

(Credits: Theory-04, Practical-02)

(Total Lectures: Theory- 60, Practical-60)

Objectives:

The aim of this course is to make students understand phase, co-existence of phases, phase diagram, CST and distribution law and concepts of electrochemical cells, electrode potential, electrochemical series and learn about surface phenomenon, adsorption isotherms, BET Equation.

Learning Outcomes:

By the end of the course, students will be able to:

- Understand phase equilibrium, criteria, CST, Gibbs-Duhem-Margules equation.
- Learn the working of electrochemical cells, galvanic cell, corrosion and happenings in surroundings related to electrochemistry.

Unit 1:

Phase Equilibria: Concept of phases, components and degrees of freedom, derivation of Gibbs Phase Rule for nonreactive and reactive systems; Clausius-Clapeyron equation and its applications to solid-liquid, liquid-vapour and solid-vapour equilibria, phase diagram for one component systems (H₂O and S), with applications. A comparison between the phase diagram of CO₂ and H₂O. Phase diagrams for systems of solid-liquid equilibria involving eutectic, congruent and incongruent melting points. Binary solutions: Gibbs-Duhem-Margules equation, its derivation and applications to fractional distillation of binary miscible liquids (ideal and non-ideal), azeotropes, lever rule, partial miscibility of liquids, CST, miscible pairs, steam distillation. Nernst distribution law: its derivation and applications.

(Lectures: 27)

Unit 2:

Electrochemical Cells: Rules of oxidation/reduction of ions based on half-cell potentials, applications of electrolysis in metallurgy and industry. Chemical cells, reversible and irreversible cells with examples. Electromotive force of a cell and its measurement, Nernst equation; Standard electrode (reduction) potential and its application to different kinds of half-cells. Application of EMF measurements in determining (i) free energy, enthalpy and entropy of a cell reaction, (ii) equilibrium constants, and (iii) pH values, using hydrogen, quinone-hydroquinone, glass and SbO/Sb₂O₃ electrodes. Concentration cells with and without transference, liquid junction potential; determination of activity coefficients and transference numbers. Qualitative discussion of potentiometric titrations (acid-base, redox, precipitation).

(Lectures: 27)

Unit 3:

Surface chemistry: Physical adsorption, chemisorption, adsorption isotherms (Langmuir and Freundlich). Nature of adsorbed state. Qualitative discussion of BET.

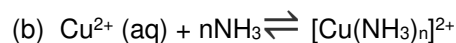
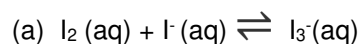
(Lectures: 6)

Practical:

(Credits: 2, Laboratory periods: 60)

Phase Equilibria:

1. Determination of critical solution temperature and composition at CST of the phenol water system and to study the effect of impurities of sodium chloride and succinic acid on it.
2. Phase equilibria: Construction of the phase diagram using cooling curves or ignition tube method: a. simple eutectic and b. congruently melting systems.
3. Distribution of acetic/ benzoic acid between water and chloroform or cyclohexane.
4. Study of equilibrium of any one of the following reactions by distribution method:



Potentiometry:

1. Perform the following potentiometric titrations: i. Strong acid vs. strong base ii. Weak acid vs. strong base iii. Dibasic acid vs. strong base iv. Potassium dichromate vs. Mohr's salt.

References:

Theory:

1. Atkins, P.W.; Paula, J.de. (2014), **Atkin's Physical Chemistry Ed.**, 10th Edition, Oxford University Press.
2. Castellan, G. W. (2004), **Physical Chemistry**, 4th Edition, Narosa.
3. Kapoor, K.L.(2013), **A Textbook of Physical Chemistry**, Vol 3, 3rd Edition, McGraw Hill Education.
4. Kapoor, K.L.(2015), **A Textbook of Physical Chemistry**, Vol 5, 3rd Edition, McGraw Hill Education.
5. McQuarrie, D. A.; Simon, J. D. (2004), **Molecular Thermodynamics**, Viva Books Pvt. Ltd.

Practical:

1. Khosla, B.D.; Garg, V.C.; Gulati, A. (2015), **Senior Practical Physical Chemistry**, R. Chand & Co, New Delhi.
2. Kapoor, K.L. (2019), **A Textbook of Physical Chemistry**, Vol.7, 1st Edition, McGraw Hill Education.
3. Garland, C. W.; Nibler, J. W.; Shoemaker, D. P.(2003), **Experiments in Physical Chemistry**, 8th Edition, McGraw-Hill, New York.

Additional Resources:

1. Engel, T.; Redi, P. (2013), **Physical Chemistry**, 3rd Edition, Pearson Education.
2. Levine, I.N.(2010), **Physical Chemistry**, Tata Mc Graw Hill.
3. Assael, M. J.; Goodwin, A. R. H.; Stamatoudis, M.; Wakeham, W. A.; Will, S.(2011), **Commonly asked Questions in Thermodynamics**. CRC Press.

Teaching Learning Process:

- Teaching Learning Process for the course is visualized as largely student-focused.
- Transaction through an intelligent mix of conventional and modern methods.
- Engaging students in cooperative learning.
- Learning through quiz design.
- Problem solving to enhance comprehension.

Assessment Methods:

Assessment will be done on the basis of regular class test, presentations and assignments as a part of internal assessment during the course as per the curriculum. End semester university examination will be held for both theory and practical. In practical, assessment will be done based on continuous evaluation, performance in the experiment on the date of examination and viva voce.

Keywords:

Phase equilibrium, Degree of freedom, Gibbs Phase Rule, CST, Electrode potential, Galvanic cell, Battery, Surface chemistry.

SEMESTER IV

Course Code: CHEMISTRY – CVIII: INORGANIC CHEMISTRY - III

Course Title: Coordination Chemistry

Total Credits: 06

(Credits: Theory-04, Practical-02)

(Total Lecture: Theory- 60, Practical-60)

Objectives:

The course introduces the students to coordination compounds which find manifold applications in diverse areas like qualitative and quantitative analysis, metallurgy, as catalysts in industrial processes as medicines, paints and pigments as well as in life. The student is also familiarized with the d and f block elements and get an idea about horizontal similarity in a period in addition to vertical similarity in a group.

Learning Outcomes:

By the end of the course, the students will be able to:

- Understand the terms, ligand, denticity of ligands, chelate, coordination number and use standard rules to name coordination compounds.
- Discuss the various types of isomerism possible in such compounds and understand the types of isomerism possible in a metal complex.
- Use Valence Bond Theory to predict the structure and magnetic behaviour of metal complexes and understand the terms inner and outer orbital complexes
- Explain the meaning of the terms Δ_o , Δ_t , pairing energy, CFSE, high spin and low spin and how CFSE affects thermodynamic properties like lattice enthalpy and hydration enthalpy
- Explain magnetic properties and colour of complexes on basis of Crystal Field Theory
- Understand the important properties of transition metals like variable oxidation states, colour, magnetic and catalytic properties and use Latimer diagrams to predict and identify species which are reducing, oxidizing and tend to disproportionate and calculate step potentials
- Understand reaction mechanisms of coordination compounds and differentiate between kinetic and thermodynamic stability.

Unit 1:

Coordination Chemistry:

Recapitulation of Werner's Coordination theory

IUPAC nomenclature of coordination compounds, isomerism in coordination compounds with coordination numbers 4 and 6. A brief idea about chelate effect and labile and inert complexes.

Valence bond theory and its application to complexes of coordination numbers 4 and 6. Examples of inner and outer orbital complexes.

Crystal field theory, measurement of Δ_o . Calculation of CFSE in weak and strong fields, concept of pairing energies, factors affecting the magnitude of Δ_o . Octahedral vs. tetrahedral coordination, tetragonal distortions from octahedral geometry Jahn-Teller theorem, square planar geometry. Qualitative aspect of Ligand field and MO Theory (for octahedral σ -donor, π - acceptor and π - donor complexes).

(Lectures: 26)

Unit 2:

Transition Elements: General group trends with special reference to electronic configuration, colour, variable valency, magnetic properties (no temperature dependence), catalytic properties, and ability to form complexes. Latimer diagrams of Mn, Fe and Cu in acidic and basic media

A brief discussion of differences between the first, second and third transition series.

Some important compounds of Cr, Mn, Fe and Co and their roles as laboratory reagents;

Potassium dichromate, potassium permanganate, potassium ferrocyanide, potassium ferricyanide, sodium nitroprusside and sodium cobaltinitrite.

(Lectures: 14)

Unit 3:

Lanthanoids and Actinoids: A brief discussion of electronic configuration, oxidation states, colour, spectral and magnetic properties. Lanthanoid contraction (causes and effects) separation of lanthanoids by ion exchange method.

(Lectures: 6)

Unit 4:

Inorganic Reaction Mechanism: Introduction to inorganic reaction mechanisms. Concept of reaction pathways, transition state, intermediate and activated complex. Substitution reactions in square planar complexes, Trans- effect, theories of trans-effect. Thermodynamic and Kinetic stability (using VBT).

(Lectures: 14)

Practical:

(Credits: 2, Laboratory periods: 60)

Gravimetry

1. Estimation of Ni(II) using dimethylglyoxime (DMG).
2. Estimation of copper as CuSCN.
3. Estimation of iron as Fe₂O₃ by precipitating iron as Fe(OH)₃.
4. Estimation of Al(III) by precipitating with oxine and weighing as Al(oxine)₃ (aluminium oxinate).

Inorganic Preparations

1. Tetraamminecopper (II) sulphate, [Cu(NH₃)₄]SO₄.H₂O
2. Acetylacetonate complexes of Cu²⁺/Fe³⁺
3. Potassium tri(oxalato)ferrate(III)

Properties of Complexes

1. Measurement of 10Dq/ Δ_o by spectrophotometric method.
2. Verification of spectrochemical series.
3. Synthesis of ammine complexes of Ni(II) and its ligand exchange reactions (e.g. bidentate ligands like acetylacetonate, DMG, glycine) by substitution method.

References:

Theory:

1. Atkins, P.W.; Overton, T.L.; Rourke, J.P.; Weller, M.T.; Armstrong, F.A. (2010), **Shriver and Atkins Inorganic Chemistry**, 5th Edition, Oxford University Press.
2. Miessler, G.L.; Fischer P.J.; Tarr, D. A. (2014), **Inorganic Chemistry**, 5th Edition, Pearson.
3. Huheey, J.E.; Keiter, E.A.; Keiter; R. L.; Medhi, O.K. (2009), **Inorganic Chemistry- Principles of Structure and Reactivity**, Pearson Education.
4. Pfennig, B. W. (2015), **Principles of Inorganic Chemistry**. John Wiley & Sons.
5. Cotton, F.A.; Wilkinson, G.(1999), **Advanced Inorganic Chemistry** Wiley-VCH.

Practicals:

1. Jeffery, G.H.; Bassett, J.; Mendham, J.; Denney, R.C. (1989), **Vogel's Textbook of Quantitative Chemical Analysis**, John Wiley and Sons.
2. Marr, G.; Rockett, B.W. (1972), **Practical Inorganic Chemistry**, Van Nostrand Reinhold.

Teaching Learning Process:

Lectures, ICT enabled teaching, presentations by students, group discussion and quiz will be the part of teaching learning process.

Assessment Methods:

Assignments, class test, quiz, viva voce and end semester university examinations will be the mode of assessment.

Keywords:

Crystal field theory, Dq, CFSE, Nomenclature, Latimer diagram, Lanthanoids, Magnetic properties.

Course Code: CHEMISTRY - CIX: ORGANIC CHEMISTRY – III

Course Title: Nitrogen containing functional groups, Polynuclear Hydrocarbons, Heterocyclic Chemistry, Alkaloids and Terpenes.

Total Credits: 06

(Credits: Theory-04, Practical-02)

(Total Lectures: Theory- 60, Practical-60)

Objectives:

The Core Course Organic Chemistry III is infused with the details of Nitrogen containing functional groups and introduction of polynuclear hydrocarbons, heterocyclic systems and natural compounds *viz.* terpenes and alkaloids. A comprehensive understanding of these topics will be developed by taking examples of representative members of each class. The chemical synthesis, properties and reactions of these compounds will be discussed in detail. This course will also discuss some of the key applications of each class of compounds in diverse fields.

Learning Outcomes:

On completion of this course, the students will be able to:

- Gain theoretical understanding of chemistry of compounds having nitrogen containing functional groups, heterocyclics, polynuclear hydrocarbons, alkaloids and terpenes which includes various methods for synthesis through application of the synthetic organic chemistry concepts learnt so far.
- Become familiar with their particular properties, chemical reactions, criterion of aromaticity with reference to polynuclear hydrocarbons and heterocyclic compounds, trends in basicity of amines and heterocyclic compounds and their behaviour at different pH.
- Learn practical approach to structural elucidation of organic compounds with specific examples of terpenes and alkaloids.
- Predict the carbon skeleton of amines and heterocyclic compounds via use of Hoffmann's exhaustive methylation and Emde's modification methods.
- Understand the applications of these compounds including their medicinal applications through their reaction chemistry.

Unit 1:

Nitrogen Containing Functional Groups

Preparation, properties and important reactions of amines and diazonium salts, nitro compounds, nitriles and isonitriles.

A) Amines: Introduction, classification, chirality in amines (pyramidal inversion), importance and general methods of preparation.

Properties: Physical properties, Basicity of amines: Effect of substituents, solvent and steric effects. Distinction between Primary, secondary and tertiary amines using Hinsberg's method and nitrous acid. Discussion of the following reactions with emphasis on the mechanistic pathway: Gabriel Phthalimide synthesis, Hoffmann- Bromamide reaction, Carbylamine reaction, Mannich reaction, Hoffmann's exhaustive methylation, Hofmann-elimination reaction and Cope elimination.

Diazonium Salts: Preparation and synthetic applications of diazonium salts including preparation of arenes, haloarenes, phenols, cyano and nitro compounds. Coupling reactions of diazonium salts(preparation of azo dyes).

B) Nitro compounds (Aliphatic and Aromatic):Nomenclature, classification and general methods of preparation: from alkyl halides, alkanes, oxidation of amines and oximes and diazonium salts.

Properties: Physical properties, discussion on the following reactions with mechanism:

Reaction with alkali and its synthetic applications, condensation reaction, Mannich reaction, Hydrolysis,Reduction-electrolytic reduction, reduction in acidic, basic and neutral medium (for aromatic compounds),reaction with nitrous acid, Electrophilic substitution-Halogenation, nitration and sulphonation reaction, and Nucleophilic substitution on the ring.

C) Nitriles: Introduction, Nomenclature and uses. Preparation from the following reactions: Dehydration of amides and aldoximes, substitution reaction in alkyl halides and tosylates, from Grignard reagents and from dehydrogenation of primary amines.

Properties: Physical properties, discussion on the following reactions with mechanism:

Reaction with Grignard reagent, hydrolysis,addition reaction with HX,NH₃,reaction with aqueous ROH, Reduction reactions-catalytic reduction and Stephen's reaction, Condensation reactions-Thorpe Nitrile Condensation.

D) Isonitriles: Introduction, Nomenclature and uses. Preparation from the following reactions:

Carbylamine reaction, substitution in alkyl halides and dehydrogenation of N-substituted formamides.

Properties: Physical properties, discussion on the following reactions with mechanism:

Hydrolysis, reduction, addition of– HX, X₂ and sulphur, Grignard reaction, oxidation and rearrangement.

(Lectures: 18)

Unit 2:

Polynuclear Hydrocarbons

Introduction, Classification,Structure, Nomenclature and uses. Aromaticity of polynuclear hydrocarbons, structure elucidation of Naphthalene and general methods of preparation of naphthalene, phenanthrene and anthracene(including Haworth method,Friedel Craft acylation, Diels Alder reaction,Elbs reaction and Pschorr Synthesis).Relative reactivity of naphthalene, phenanthrene and anthracene in comparison to benzene.

Properties: Physical properties, discussion on the following reaction (with mechanism) for Naphthalene, Anthracene and Phenanthrene:

Addition reactions, Oxidation, Electrophilic substitution- Friedel Craft reaction, Chloromethylation, Halogenation, Formylation, Nitration and sulphonation. Reduction reaction and Diels Alder reaction.

(Lectures:8)

Unit 3:

Heterocyclic Compounds

Introduction, importance, classification and nomenclature of heterocyclic compounds (containing only one hetero atom). General discussion on the following aspects of heterocyclic compounds: Structure, aromaticity in 5-membered and 6-membered rings containing one heteroatom; Basicity and relative reactivity towards electrophilic substitution reactions(amongst five membered and six membered rings)

General methods of synthesis for: Furan, Pyrrole (Paal-Knorr synthesis, Knorr pyrrole synthesis, Hantzsch synthesis), Thiophene, Pyridine (Hantzsch synthesis), Indole(Fischer indole synthesis and Madelung synthesis, reduction of o-nitrobenzaldehyde), Quinoline and isoquinoline, (Skraup synthesis, Friedlander's synthesis, Knorr quinoline synthesis, Doebner-Miller synthesis, Bischler-Napieralski reaction, Pictet-Spengler reaction, Pomeranz-Fritsch reaction)

Properties: Physical properties, discussion on the following reaction (with mechanism) for Furan, Pyrrole, thiophene, Pyridine, Indole, Quinoline and Isoquinoline: Electrophilic substitution- Nitration, sulphonation, halogenation, Formylation, acylation, mercuration and carboxylation. Oxidation,Reduction, Addition, Reactions showing acidic /basic character.Reaction with diazonium salts, Ring opening, Ring expansion and Nucleophilic substitution reaction wherever applicable should be discussed

(Lectures: 22)

Unit 4:

Alkaloids

Introduction, Natural occurrence, Classification, Uses, general structural features, general methods for structure elucidation including Hoffmann's exhaustive methylation and Emde's method. Structure elucidation, synthesis and physiological action of Nicotine.

(Lectures: 6)

Unit 5:

Terpenes

Introduction, Occurrence, Uses, classification, isoprene and special isoprene rule; general methods of structure elucidation including distinction between isopropylidene and isopropenyl group, Elucidation of structure, synthesis and industrial applicationof Citral.

(Lectures: 6)

Practical:

(Credits: 2, Laboratory periods: 60)

1. Qualitative analysis of unknown organic compounds containing simple functional groups (alcohols, carboxylic acids, phenols, carbonyl compounds and esters).
2. Isolation of caffeine from tea leaves.
3. Estimation of aniline by any one of the following methods: a) Acetylation b) Bromate-bromide method

References:

Theory:

1. Morrison, R. T.; Boyd, R. N. **Organic Chemistry**, Dorling Kindersley (India) Pvt. Ltd. (Pearson Education).
2. Finar, I. L. **Organic Chemistry** (Volume 1 & 2), Dorling Kindersley (India) Pvt. Ltd. (Pearson Education).
3. Solomons, T. W. G.; Fryhle, C. B.; Snyder, S. A. (2016), **Organic Chemistry**, 12th Edition, Wiley.
4. Clayden, J.; Greeves, N.; Warren, S.; Wothers, P. (2013), **Organic Chemistry**, Oxford University Press.
5. Gilchrist, T.L. (1997), **Heterocyclic Chemistry**, Pearson Education.
6. Ram V. J.; Sethi, A.; Nath, M.; Pratap, R.; (2019), **The Chemistry of Heterocycles (Nomenclature and Chemistry of three to five membered Heterocycles)**, Elsevier publication.
7. Ram V. J.; Sethi, A.; Nath, M.; Pratap, R.; (2019), **The Chemistry of Heterocycles (Chemistry of six to eight membered N, O, S, P and Se heterocycles)**, Elsevier publication.

Practical:

1. Mann, F. G.; Saunders, B. C. (2009), **Practical Organic Chemistry**, Pearson Education.
2. Furniss, B.S.; Hannaford, A.J.; Smith, P.W.G.; Tatchell, A.R. (2012), **Vogel's Textbook of Practical Organic Chemistry**, Pearson.
3. Ahluwalia, V.K.; Aggarwal, R. (2004), **Comprehensive Practical Organic Chemistry: Preparation and Quantitative Analysis**, University Press.

Teaching Learning Process:

Lectures and ICT enabled teaching will be used to convey the concepts.

Assessment Methods:

Students' evaluation will be done on the basis of regular class test, presentations and assignments as a part of internal assessment during the course as per the curriculum. End semester university examination will be held for both theory and practical. In practical, assessment will be done based on continuous evaluation, performance in the experiment on the date of examination and viva voce.

Keywords:

Nitrogen containing functional groups, Polynuclear hydrocarbons, Heterocyclic compounds, Terpenes and Alkaloids, Synthetic Organic Chemistry.

Course Code: CHEMISTRY - CX: PHYSICAL CHEMISTRY-IV

Course Title: Conductance & Chemical Kinetics

Total Credits: 06

(Credits: Theory-04, Practical-02)

(Total Lectures: Theory- 60, Practical-60)

Objectives:

This course aims to make the students understand conductance, anomaly of strong electrolytes, laws governing migration of ions in solutions and application of conductance measurement for titration methods and have understanding of kinetics of chemical reaction, catalysis and photochemical reactions.

Learning Outcomes:

By the end of this course, students will be able to:

- Explain the chemistry of conductance and its variation with dilution, migration of ions in solutions.
- Learn the applications of conductance measurements,
- Have understanding of rate law and rate of reaction, theories of reaction rates and catalysts; both chemical and enzymatic
- Have knowledge of the laws of absorption of light energy by molecules and the subsequent photochemical reactions.

Unit 1:

Conductance: Quantitative aspects of Faraday's laws of electrolysis, Arrhenius theory of electrolytic dissociation. Conductivity, equivalent and molar conductivity and their variation with dilution for weak and strong electrolytes. Molar conductivity at infinite dilution. Kohlrausch's law of independent migration of ions. Debye-Huckel-Onsager equation, Wien effect, Debye-Falkenhagen effect, Walden's rule. Ionic velocity, mobility and their determination, transference number and its relation to ionic mobility, determination of transference number using Hittorf and Moving Boundary methods. Applications of conductance measurement: (i) degree of dissociation of weak electrolytes, (ii) ionic product of water (iii) solubility and solubility product of sparingly soluble salts, (iv) conductometric titrations, (v) hydrolysis constants of salts.

(Lectures:18)

Unit 2:

Chemical Kinetics: Order and molecularity of a reaction, rate laws in terms of the advancement of a reaction, differential and integrated form of rate expressions up to second order reactions, experimental methods for determination of rate laws, kinetics of complex reactions (integrated rate expressions up to first order only): (i) Opposing reactions (ii) parallel reactions and (iii) consecutive reactions and their differential rate equations (steady-state approximation in reaction mechanisms) (iv) chain reactions. Temperature dependence of reaction rates; Arrhenius equation; activation energy. Collision theory of reaction rates, Lindemann mechanism, qualitative treatment of the theory of absolute reaction rates.

Page 47 of 167

(Lectures:22)

Unit 3:

Catalysis: Types of catalyst, specificity and selectivity, mechanisms of catalyzed reactions at solid surfaces. Enzyme catalysis, Michaelis-Menten mechanism, acid-base catalysis.

(Lectures:8)

Unit 4:

Photochemistry: Characteristics of electromagnetic radiation, Jablonski Diagram. Lambert-Beer's law and its limitations, physical significance of absorption coefficients. Laws of photochemistry, quantum yield, actinometry, examples of low and high quantum yields, photochemical equilibrium and the differential rate of photochemical reactions, photosensitized reactions, quenching. Role of photochemical reactions in biochemical processes, photostationary states, chemiluminescence. Jablonsky diagram.

(Lectures:12)

Practical:

(Credits: 2, Laboratory periods: 60)

Conductometry

1. Determination of cell constant
2. Determination of conductivity, molar conductivity, degree of dissociation and dissociation constant of a weak acid.
3. Perform the following conductometric titrations: i. Strong acid vs. strong base, ii. Weak acid vs. strong base, iii. Mixture of strong acid and weak acid vs. strong base, iv. strong acid vs. weak base.

Chemical Kinetics:

1. To study the kinetics of Acid hydrolysis of methyl acetate with hydrochloric acid using integrated rate law method.
2. To study the kinetics of Iodide-persulphate reaction by Initial rate method.
3. To study the kinetics of iodine-persulphate reaction using integrated rate law method.
4. To study the kinetics of iodine clock reaction.
5. To study the kinetics of Saponification of ethyl acetate.
6. Comparison of the strengths of HCl and H₂SO₄ by studying the kinetics of hydrolysis of methyl acetate.
7. To determine the degree of hydrolysis and hydrolysis constant of aniline hydrochloride in aqueous solution.

8. To relate the rate of the reaction between Calcium carbonate and Hydrochloric acid to the amount of carbon dioxide formed and study the effect of change in concentration of reactants and the temperature on rate of the reaction.

References:

Theory:

1. Atkins, P.W.; Paula, J.de. (2014), **Atkin's Physical Chemistry Ed.**, 10th Edition, Oxford University Press.
2. Kapoor, K.L.(2015), **A Textbook of Physical Chemistry**, Vol 1, 6th Edition, McGraw Hill Education.
3. Kapoor, K.L.(2015), **A Textbook of Physical Chemistry**, Vol 5, 3rd Edition, McGraw Hill Education.
4. Laidler K.J. (2003), **Chemical Kinetics**, 3rd Edition, Pearson Education India.
5. Castellan, G. W. (2004), **Physical Chemistry**, 4th Edition, Narosa.

Practicals:

1. Khosla, B.D.; Garg, V.C.; Gulati, A. (2015), **Senior Practical Physical Chemistry**, R. Chand & Co, New Delhi.
2. Kapoor, K.L. (2019), **A Textbook of Physical Chemistry**, Vol.7, 1st Edition, McGraw Hill Education.
3. Garland, C. W.; Nibler, J. W.; Shoemaker, D. P.(2003), **Experiments in Physical Chemistry**, 8th Edition, McGraw-Hill, New York.

Additional Resources:

1. Barrow, G.M. (2006), **Physical Chemistry**, 5th Edition, McGraw Hill.
2. Rogers, D.W.(2010), **Concise Physical Chemistry**, Wiley.

Teaching Learning Process:

- Teaching Learning Process for the course is visualized as largely student-focused.
- Transaction through an intelligent mix of conventional and modern methods.
- Engaging students in cooperative learning.
- Learning through quiz design.
- Problem solving to enhance comprehension.

Assessment Methods:

Students' evaluation will be done on the basis of regular class test, presentations and assignments as a part of internal assessment during the course as per the curriculum. End semester university examination will be held for both theory and practical. In practical, assessment will be done based on continuous evaluation, performance in the experiment on the date of examination and viva voce.

Keywords:

Conductance, Transference Number, Rate law, Order of reaction, Elementary and Complex Reactions, Reaction mechanism, Steady state Principle. Activation Energy, Catalysis, Photochemistry.

SEMESTER V

Course Code: CHEMISTRY - CXI: ORGANIC CHEMISTRY - IV

Course Title: Biomolecules

Total Credits: 06

(Credits: Theory-04, Practical-02)

(Total Lectures: Theory- 60, Practical-60)

Objectives:

This core course aims to introduce the learner to the fascinating chemistry of some biomolecules, i.e., amino acids, peptides, proteins, carbohydrates, lipids and nucleic acids that work within biological systems. It aims to build the concept of metabolism by the study of chemistry and energetics of biological system.

Learning Outcomes:

On completion of this course, the students will be able to:

- Understand and demonstrate how structure of biomolecules determines their reactivity and biological functions.
- Gain insight into concepts of heredity through the study of genetic code, replication, transcription and translation.
- Demonstrate understanding of metabolic pathways, their inter-relationship, regulation and energy production from biochemical processes.

Unit 1:

Nucleic Acids:

Structure of components of nucleic acids: Bases, Sugars, Nucleosides and Nucleotides. Nomenclature of nucleosides and nucleotides, structure of polynucleotides (DNA and RNA), concept of DNA duplex formation and its characterization. Biological roles of DNA and RNA. Concept of heredity: Genetic Code, Replication, Transcription and Translation.

(Lectures: 12)

Unit 2:

Amino Acids, Peptides and Proteins

Amino acids, Peptides and their classification. α -Amino Acids - Synthesis, ionic properties and reactions. Zwitterions, pKa values, isoelectric point and electrophoresis; Study of peptides: determination of their

primary structure-end group analysis. Synthesis of peptides using N-protecting, C-protecting and C-activating groups, Solid-phase synthesis; primary, secondary and tertiary structures of proteins, Denaturation of proteins.

(Lectures: 12)

Unit 3:

Enzymes

Introduction, classification and characteristics of enzymes. Salient features of active site of enzymes. Mechanism of enzyme action (taking chymotrypsin as an example), factors affecting enzyme action, coenzymes and cofactors (NAD,FAD), specificity of enzyme action (including stereospecificity), enzyme inhibitors and their importance.

(Lectures: 6)

Unit 4:

Carbohydrates and lipids

Occurrence, classification and their biological importance. Monosaccharides: Constitution and absolute configuration of glucose and fructose, epimers and anomers, mutarotation, determination of ring size of glucose and fructose, Haworth projection and conformational structures; Interconversion of aldoses and ketoses; Killiani-Fischer synthesis and Ruff degradation; Disaccharides – Structure elucidation of maltose, lactose and sucrose. Polysaccharides – Elementary treatment of starch, cellulose and glycogen.

Introduction to oils and fats; common fatty acids present in oils and fats, Hydrogenation of fats and oils, Saponification value, acid value, iodine number. Reversion and rancidity.

(Lectures: 21)

Unit 5:

Concept of Energy in Biosystems

Introduction to metabolism (catabolism, anabolism). ATP: The universal currency of cellular energy, ATP hydrolysis and free energy change. Agents for transfer of electrons in biological redox systems: NAD⁺, FAD. Outline of catabolic pathways of carbohydrate-glycolysis, fermentation, Krebs cycle. Caloric value of food, standard caloric content of food types.

(Lectures: 9)

Practical:

(Credits: 2, Laboratory periods: 60)

1. Estimation of glucose by Fehling's solution.
2. Study of the titration curve of glycine.

3. Estimation of proteins by Lowry's method.
4. Study of the action of salivary amylase on starch under optimum conditions.
5. Effect of temperature on the action of salivary amylase.
6. Isolation and estimation of DNA using cauliflower/onion.
7. Saponification value of the given oil.
8. Determination of Iodine number of the given oil.

References:

Theory:

1. Berg, J.M.; Tymoczko, J.L.; Stryer, L. (2006), **Biochemistry**. W.H. Freeman and Co.
2. Nelson, D.L.; Cox, M.M.; Lehninger, A.L. (2009), **Principles of Biochemistry**. W.H. Freeman and Co.
3. Murray, R.K., Granner, D.K., Mayes, P.A.; Rodwell, V.W. (2009), **Harper's Illustrated Biochemistry**. Lange Medical Books/McGraw-Hill.
4. Brown, T.A. (2018) **Biochemistry**, (First Indian addition 2018) Viva Books.

Practical:

1. **Manual of Biochemistry Workshop**, 2012, Department of Chemistry, University of Delhi.
2. Kumar, A.; Garg, S.; Garg, N. (2012), **Biochemical Tests: Principles and Protocols**. Viva Books.

Additional Resources:

1. Finar, I.L. (2008), **Organic Chemistry**, Volume 2, 5th Edition, Pearson Education.

Teaching Learning Process:

- Teaching Learning Process for the course is visualized as largely student-focused.
- Transaction through an intelligent mix of conventional and modern methods
- Frequent use of molecular models for demonstration and providing students in groups to explore building models themselves
- Engaging students in cooperative learning
- Learning through quiz design
- Problem solving to enhance comprehension

Assessment Methods:

- Graded assignments
- Conventional class tests
- Class seminars by students on course topics with a view to strengthening the content through width and depth
- Quizzes
- Term papers

Keywords:

Amino acids, peptides, proteins, solid phase peptide synthesis, Killiani-Fischer synthesis, Amadori rearrangement, Lobry de Bruyn van Ekenstein rearrangement, Krebs cycle, Glycolysis, Enzymes, Inhibitors.

Course Code: CHEMISTRY - CXII: PHYSICAL CHEMISTRY-V

Course Title: Quantum Chemistry & Spectroscopy

Total Credits: 06

(Credits: Theory-04, Practical-02)

(Total Lectures: Theory- 60, Practical-60)

Objectives:

The aim of this course is to make students understand the limitations of classical mechanics and the need of quantum chemistry, familiarize them with postulates of quantum chemistry and apply the same to derive equations for various models and hydrogen atoms. Understand the basis of molecular spectroscopy and its applications.

Learning Outcomes:

By the end of this course, students will be able to:

- Learn about limitations of classical mechanics and solution in terms of quantum mechanics for atomic/molecular systems.
- Develop an understanding of quantum mechanical operators, quantization, probability distribution, uncertainty principle and application of quantization to spectroscopy.
- Interpret various types of spectra and know about their application in structure elucidation

Unit 1:

Quantum Chemistry: Postulates of quantum mechanics, quantum mechanical operators and commutation rules, Schrödinger equation and its application to free particle and particle in a box (rigorous treatment), quantization of energy levels, zero-point energy and Heisenberg Uncertainty principle; wave functions, probability distribution functions, nodal properties, Extension to two and three dimensional boxes, separation of variables, degeneracy.

Qualitative treatment of simple harmonic oscillator model of vibrational motion: Setting up of Schrödinger equation and discussion of solution and wave functions. Vibrational energy of diatomic molecules and zero-point energy.

Angular momentum. Rigid rotator model of rotation of diatomic molecule. Schrödinger equation in Cartesian and spherical polar coordinates (derivation not required). Separation of variables. Spherical harmonics. Discussion of solution (Qualitative).

(Lectures: 22)

Unit 2:

Qualitative treatment of hydrogen atom and hydrogen-like ions: setting up of Schrödinger equation in spherical polar coordinates, radial part and quantization of energy (only final energy expression). Average and most probable distances of electron from nucleus. Setting up of Schrödinger equation for many-electron atoms (He, Li). Need for approximation methods. Statement of variation theorem and application to simple systems (particle-in-a-box, harmonic oscillator, hydrogen atom).

(Lectures: 8)

Unit 3:

Molecular Spectroscopy: Interaction of electromagnetic radiation with molecules and various types of spectra; Born Oppenheimer approximation.

Rotation spectroscopy: Selection rules, intensities of spectral lines, determination of bond lengths of diatomic and linear triatomic molecules, isotopic substitution.

Vibrational spectroscopy: Classical equation of vibration, computation of force constant, amplitude of diatomic molecular vibrations, anharmonicity, Morse potential, dissociation energies, fundamental frequencies, overtones, hot bands, degrees of freedom for polyatomic molecules, modes of vibration, concept of group frequencies.

Vibration-rotation spectroscopy: diatomic vibrating rotator, P, Q, R branches.

Raman spectroscopy: Qualitative treatment of Rotational Raman effect; Vibrational Raman spectra, Stokes and anti-Stokes lines; their intensity difference, rule of mutual exclusion.

Electronic spectroscopy: Franck-Condon principle, electronic transitions, singlet and triplet states, fluorescence and phosphorescence, dissociation and predissociation, calculation of electronic transitions of polyenes using free electron model.

Nuclear Magnetic Resonance (NMR) spectroscopy: Principles of NMR spectroscopy, Larmor precession, chemical shift and low resolution spectra, different scales (δ and τ), spin-spin coupling and high resolution spectra, interpretation of PMR spectra of simple organic molecules like methanol, ethanol, acetaldehyde, acetic acid and aromatic proton.

(Lectures:30)

Practical:

(Credits: 2, Laboratory periods: 60)

Colorimetry:

1. Verify Lambert-Beer's law and determine the concentration of $\text{CuSO}_4/\text{KMnO}_4/\text{K}_2\text{Cr}_2\text{O}_7$ in a solution of unknown concentration.
2. Determine the concentrations of KMnO_4 and $\text{K}_2\text{Cr}_2\text{O}_7$ in a mixture.
3. Study the kinetics of iodination of propanone in acidic medium.

4. Determine the amount of iron present in a sample using 1, 10-phenanthroline.
5. Determine the dissociation constant of an indicator (phenolphthalein).
6. Study the kinetics of interaction of crystal violet/ phenolphthalein with sodium hydroxide.

Spectrophotometry:

1. Study the 200-500 nm absorbance spectra of KMnO_4 and $\text{K}_2\text{Cr}_2\text{O}_7$ (in 0.1 M H_2SO_4) and determine the λ_{max} values. Calculate the energies of the two transitions in different units (kJ molecule^{-1} , kJ mol^{-1} , cm^{-1} , eV).
2. Study the pH-dependence of the UV-Vis spectrum (200-500 nm) of $\text{K}_2\text{Cr}_2\text{O}_7$.
3. Record the 200-350 nm UV spectra of the given compounds (acetone, acetaldehyde, 2-propanol, acetic acid) in water. Comment on the effect of structure on the UV spectra of organic compounds.
4. Analysis of the given vibration-rotation spectrum of HCl (g)

References:

Theory:

1. Banwell, C.N.; McCash, E.M.(2006), **Fundamentals of Molecular Spectroscopy**, Tata McGraw-Hill.
2. Kapoor, K.L.(2015),**A Textbook of Physical Chemistry**, McGraw Hill Education, ,Vol 4, 5th Edition, McGraw Hill Education.
3. House, J.E.(2004), **Fundamentals of Quantum Chemistry**, 2nd Edition, Elsevier.
4. McQuarrie, D.A.(2016),**Quantum Chemistry**, Viva Books.
5. Chandra, A. K.(2001),**Introductory Quantum Chemistry**, Tata McGraw-Hill.
6. Kakkar, R. (2015),**Atomic & Molecular Spectroscopy**, Cambridge University Press.

Practical:

1. Khosla, B.D.; Garg, V.C.; Gulati, A. (2015),**Senior Practical Physical Chemistry**, R. Chand & Co, New Delhi.
2. Kapoor, K.L. (2019),**A Textbook of Physical Chemistry**, Vol.7, 1st Edition, McGraw Hill Education.
3. Garland, C. W.; Nibler, J. W.; Shoemaker, D. P.(2003),**Experiments in Physical Chemistry**, 8th Edition, McGraw-Hill, New York.

Additional Resources:

1. Engel, T.; Reid, P.(2013),**Quantum Chemistry and Spectroscopy**, Pearson.
2. Atkins, P.W.; Friedman, R. (2010),**Molecular Quantum Mechanics**, 5th Edition, Oxford University Press.

Teaching Learning Process:

- Teaching Learning Process for the course is visualized as largely student-focused.
- Transaction through an intelligent mix of conventional and modern methods.

- Engaging students in cooperative learning.
- Learning through quiz design.
- Problem solving to enhance comprehension.

Assessment Methods:

Students' evaluation will be done on the basis of regular class test, presentations and assignments as a part of internal assessment during the course as per the curriculum. End semester university examination will be held for both theory and practical. In practical, assessment will be done based on continuous evaluation, performance in the experiment on the date of examination and viva voce.

Keywords:

Quantum mechanics, Operators, Schrodinger equation, Hydrogen like atoms, Approximation methods, Spectroscopy, Franck-Codon principle, Raman effect.

SEMESTER VI

Course Code: CHEMISTRY - CXIII: INORGANIC CHEMISTRY - IV

Course Title: Organometallic Chemistry & Bio-inorganic Chemistry

Total Credits: 06

(Credits: Theory-04, Practical-02)

(Total Lectures: Theory- 60, Practical-60)

Objectives:

The course introduces some important topics of Inorganic Chemistry in a compact way. Unit 1 of the course introduces students to the basic principles of qualitative inorganic analysis. The influence of solubility products and the common ion effect on the separation of cations is made clear. Interfering anions are identified and their removal is studied. Unit 2, an introduction to the very important area of organometallic chemistry including classification of organometallic compounds, the concept of hapticity and the 18-electron rule governing the stability of a wide variety of organometallic species. Specific organometallic compounds are studied in detail to further understand the basic concepts: metal carbonyls, metal alkyls, Zeise's salt and ferrocene. Unit 4 takes this a step further by covering catalysis, an important application of organometallic compounds. Under Unit 3, bioinorganic chemistry, the student learns the importance of inorganic chemical species, especially metals, in biological systems, through discussions on metal-containing enzymes, the sodium-potassium pump and the applications of iron in physiology, including iron transport and storage system.

Learning Outcomes:

By the end of the course, the students will be able to:

- Understand and explain the basic principles of qualitative inorganic analysis

- Apply 18-electron rule to rationalize the stability of metal carbonyls and related species
- Understand the nature of Zeise's salt and compare its synergic effect with that of carbonyls.
- Identify important structural features of the metal alkyls tetrameric methyl lithium and dimeric trialkyl aluminium and explain the concept of multicenter bonding in these compounds
- Diagrammatically explain the working of the sodium-potassium pump in organisms and the factors affecting it and understand and describe the active sites and action cycles of the metalloenzymes carbonic anhydrase and carboxypeptidase
- Explain the sources and consequences of excess and deficiency of trace metals and learn about the toxicity of certain metal ions, the reasons for toxicity and antidotes
- Explain the use of chelating agents in medicine and, specifically, the role of cisplatin in cancer therapy and explain the applications of iron in biological systems with particular reference to haemoglobin, myoglobin, ferritin and transferrin
- Get a general idea of catalysis and describe in detail the mechanism of Wilkinson's catalyst, Zeigler- Natta catalyst and synthetic gasoline manufacture by Fischer-Tropsch process.

Unit 1:

Theoretical Principles in Qualitative Analysis (H₂S Scheme)

Basic principles involved in analysis of cations and anions. Solubility products, common ion effect. Principles involved in separation of cations into groups and choice of group reagents. Interfering anions (fluoride, borate, oxalate and phosphate), need to remove them after Group II and methods of removal. Analysis of insoluble substances.

(Lectures: 12)

Unit 2:

Organometallic Compounds

Definition and classification of organometallic compounds on the basis of bond type. Concept of hapticity of organic ligands. Metal carbonyls: 18 electron rule, electron count of mononuclear, polynuclear and substituted metal carbonyls of 3d series. General methods of preparation (direct combination, reductive carbonylation, thermal and photochemical decomposition) of mono and binuclear carbonyls of 3d series. Structures of mononuclear and binuclear carbonyls of Cr, Mn, Fe, Co and Ni using VBT. π -acceptor behaviour of CO (MO diagram of CO to be discussed), synergic effect and use of IR data to explain extent of back bonding.

Zeise's salt: Preparation and structure, evidences of synergic effect and comparison of synergic effect with that in carbonyls.

Metal Alkyls: Important structural features of methyl lithium (tetramer) and trialkyl aluminium (dimer), concept of multicentre bonding in these compounds.

Ferrocene: Preparation, physical properties and reactions (acetylation, alkylation, metallation, Mannich Condensation). Structure and aromaticity. Comparison of aromaticity and reactivity with that of benzene.

(Lectures: 22)

Unit 3:

Bioinorganic Chemistry

Metal ions present in biological systems, classification of elements according to their action in biological system. Geochemical effect on the distribution of metals. Sodium / K-pump, carbonic anhydrase and carboxypeptidase. Excess and deficiency of some trace metals. Toxicity of metal ions (Hg, Pb, Cd and As), reasons for toxicity, Use of chelating agents in medicine, Cisplatin as an anti-cancer drug.

Iron and its application in bio-systems, Haemoglobin, Myoglobin; Storage and transfer of iron.

(Lectures: 18)

Unit 4:

Catalysis by Organometallic Compounds

General principles of catalysis, properties of catalysts, homogeneous and heterogeneous catalysis (catalytic steps, examples and industrial applications), deactivation and regeneration of catalysts, catalytic poison, promoter.

Study of the following industrial processes and their mechanism:

1. Alkene hydrogenation (Wilkinson's Catalyst)
2. Synthetic gasoline (Fischer Tropsch reaction)
3. Polymerisation of ethene using Ziegler-Natta catalyst

(Lectures: 8)

Practical:

(Credits: 2, Laboratory periods: 60)

1. Qualitative semi-micro analysis of mixtures containing 3 anions and 3 cations. Emphasis should be given to the understanding of the chemistry of different reactions. The following radicals are suggested:

CO_3^{2-} , NO_2^- , S^{2-} , SO_3^{2-} , SO_4^{2-} , $\text{S}_2\text{O}_3^{2-}$, CH_3COO^- , F^- , Cl^- , Br^- , I^- , NO_3^- , BO_3^{3-} , $\text{C}_2\text{O}_4^{2-}$, PO_4^{3-} , NH_4^+ , K^+ , Pb^{2+} , Cu^{2+} , Cd^{2+} , Bi^{3+} , Sn^{2+} , Sb^{3+} , Fe^{3+} , Al^{3+} , Cr^{3+} , Zn^{2+} , Mn^{2+} , Co^{2+} , Ni^{2+} , Ba^{2+} , Sr^{2+} , Ca^{2+} , Mg^{2+}

2. Mixtures should preferably contain one interfering anion, or insoluble component (BaSO_4 , SrSO_4 , PbSO_4 , CaF_2 or Al_2O_3) or combination of anions e.g. CO_3^{2-} and SO_3^{2-} , NO_2^- and NO_3^- , Cl^- and Br^- , Cl^- and I^- , Br^- and I^- , NO_3^- and Br^- , NO_3^- and I^- . Spot tests should be done whenever possible.

References:

Theory:

1. Svehla, G. (1996), **Vogel's Qualitative Inorganic Analysis**, 7th Edition, Prentice Hall.
2. Huheey, J.E.; Keiter, E.A., Keiter; R. L.; Medhi, O.K. (2009), **Inorganic Chemistry- Principles of Structure and Reactivity**, Pearson Education.

3. Shriver, D.D.; Atkins, P.; Langford, C.H. (1994), **Inorganic Chemistry 2nd Ed.**, Oxford University Press.
4. Atkins, P.W.; Overton, T.L.; Rourke, J.P.; Weller, M.T.; Armstrong, F.A. (2010), **Shriver and Atkins Inorganic Chemistry**, 5th Edition, W. H. Freeman and Company.
5. Cotton, F.A.; Wilkinson, G.; Gaus, P.L. **Basic Inorganic Chemistry**, 3rd Edition, Wiley India.
6. Greenwood, N.N.; Earnshaw, A. (1997), **Chemistry of the Elements**, 2nd Edition, Elsevier (Ziegler Natta Catalyst and Equilibria in Grignard Solution).
7. Powell, P. (1988), **Principles of Organometallic Chemistry**, Chapman and Hall.

Practicals:

1. Vogel, A.I. (1972), **Qualitative Inorganic Analysis**, Longman.
2. Svehla, G. (1996), **Vogel's Qualitative Inorganic Analysis**, Prentice Hall.

Additional Resources:

1. Lippard, S.J.; Berg, J.M. (1994), **Principles of Bioinorganic Chemistry**, Panima Publishing Company.
2. Crabtree, Robert H. (2000), **The Organometallic Chemistry of the Transition Metals**. John Wiley.
3. Spessard, Gary O.; Miessler, Gary L. (1996), **Organometallic Chemistry**, Prentice-Hall.
4. Purcell, K.F.; Kotz, J.C. (1977), **Inorganic Chemistry**, W.B. Saunders Co.

Teaching Learning Process:

- Teaching Learning Process for the course is visualized as largely student-focused.
- Transaction through an intelligent mix of conventional and modern methods.
- Engaging students in cooperative learning.
- Learning through quiz design.
- Problem solving to enhance comprehension.

Assessment Methods:

Students' evaluation will be done on the basis of regular class test, presentations and assignments as a part of internal assessment during the course as per the curriculum. End semester university examination will be held for both theory and practical. In practical, assessment will be done based on continuous evaluation, performance in the experiment on the date of examination and viva voce.

Keywords:

Qualitative analysis; solubility products; common ion effect; interfering anion; Organometallic Compounds; carbonyls; 18-electron rule; synergic bonding; IR spectra of carbonyls; Zeise's salt; metal alkyls; ferrocene; Bioinorganic Chemistry; sodium-potassium pump; carboxypeptidase; carbonic anhydrase; haemoglobin, myoglobin; trace metals; metal toxicity; chelates in medicine; cisplatin; homogeneous and heterogeneous catalysis; Ziegler Natta catalyst; Wilkinson's catalyst; Fischer Tropsch process; ZSM 5.

Course Code: CHEMISTRY - CXIV: ORGANIC CHEMISTRY - V
Course Title: Spectroscopy and Applied Organic Chemistry
Total Credits: 06 (Credits: Theory-04, Practical-02)
(Total Lectures: Theory- 60, Practical-60)

Objectives:

The course introduces the learner to various tools and techniques for identifying and characterizing the organic compounds through their interactions with electromagnetic radiation viz. UV-Visible, IR and NMR spectroscopy. This course also deals with some classes of organic compounds finding applications in everyday life namely; polymers, dyes, and pharmaceutical compounds. The chemistry of these compounds in general will be explained through naturally occurring and synthetic compounds.

Learning Outcomes:

On completion of this course, the students will be able to:

- Gain insight into the basic principles of UV, IR and NMR spectroscopic techniques.
- Use spectroscopic techniques to determine structure and stereochemistry of known and unknown compounds.
- Develop a sound understanding of the structure of Pharmaceutical Compounds. They will also understand the importance of different classes of drugs and their applications for treatment of various diseases.
- Learn about the chemistry of natural and synthetic polymers including fabrics and rubbers.
- Understand the chemistry of biodegradable and conducting polymers and appreciate the need of biodegradable polymers with emphasis on basic principles.
- Learn about the theory of colour and constitution as well as the chemistry of dyeing.
- Know applications of various types of dyes including those in foods and textiles.

Unit 1:

Organic Spectroscopy

General principles Introduction to absorption and emission spectroscopy.

UV Spectroscopy: Types of electronic transitions, λ_{\max} , Chromophores and Auxochromes, Bathochromic and Hypsochromic shifts, Intensity of absorption; Application of Woodward Rules for calculation of λ_{\max} for the following systems: α,β -unsaturated aldehydes, ketones, carboxylic acids and esters; Conjugated dienes: alicyclic, homoannular and heteroannular; Extended conjugated systems (aldehydes, ketones and dienes); distinction between cis and trans isomers by UV.

IR Spectroscopy: Fundamental and non-fundamental molecular vibrations; IR absorption positions of O, N and S containing functional groups; Effect of H-bonding, conjugation, resonance and ring size on IR absorptions; Fingerprint region and its significance; application of IR in functional group analysis.

NMR Spectroscopy: Basic principles of Proton Magnetic Resonance, chemical shift and factors influencing it; Equivalent and non-equivalent protons, Spin – Spin coupling and coupling constant;

Anisotropic effects in alkene, alkyne, aldehydes and aromatics, Interpretation of NMR spectra of simple compounds. Applications of IR, UV and NMR for identification of simple organic molecules.

(Lectures: 30)

Unit 2:

Dyes

Classification, Colour and constitution; Mordant and Vat Dyes; Chemistry of dyeing.

Synthesis and applications of Azo dyes – Methyl orange, Congo red; Triphenyl methane dyes-Malachite green, Rosaniline and Crystal violet; Phthalein Dyes – Phenolphthalein; Natural dyes –Structure elucidation and synthesis of Alizarin and Indigotin; Edible Dyes with examples.

(Lectures: 8)

Unit 3:

Pharmaceutical Compounds

Classification, structure and therapeutic uses of antipyretics - Paracetamol (with synthesis);Analgesics-Ibuprofen (with synthesis); Antimalarials - Chloroquine (with synthesis); Antitubercular drugs - Isoniazid. An elementary treatment of Antibiotics and detailed study of chloramphenicol, Medicinal values of curcumin (haldi), azadirachtin (neem), vitamin C and antacid (ranitidine).

(Lectures: 10)

Unit 4:

Polymers

Introduction and classification including di-block, tri-block and amphiphilic polymers; weight average molecular weight, number average molecular weight, glass transition temperature (T_g) of polymers;Polymerisation reactions -Addition and condensation. Mechanism of cationic, anionic and free radical addition polymerization; Ziegler-Natta polymerisation of alkenes. Preparation and applications of plastics – thermosetting (phenol-formaldehyde, Polyurethanes) and thermosoftening (PVC, polythene); Fabrics – natural and synthetic (acrylic, polyamide, polyester). Rubbers – natural and synthetic, Buna-S, Chloroprene and Neoprene. Vulcanization - Polymer additives; Introduction to Biodegradable and conducting polymers with examples.

(Lectures: 12)

Practical:

(Credits: 2, Laboratory periods: 60)

1. Qualitative analysis of unknown organic compounds containing monofunctional groups: aromatic hydrocarbons, aryl halides, carbohydrates, nitro compounds, amines, amides and simple compounds containing bifunctional groups, e.g. salicylic acid, cinnamic acid, nitrophenols.

2. Identification of simple organic compounds by IR and NMR spectroscopy(Spectra to be provided).

References:

Theory:

1. Pavia, D.L. **Introduction to Spectroscopy**, Cengage learning (India) Pvt. Ltd.
2. Morrison, R. T.; Boyd, R. N. **Organic Chemistry**, Dorling Kindersley (India) Pvt. Ltd.(Pearson Education).
3. Solomons, T.W.G. (2017),**Organic Chemistry**, John Wiley & Sons.
4. Kemp, W. (1991), **Organic Spectroscopy**, PalgraveMacmillan.
5. Silverstein, R.M.; Webster, F.X.; Kiemle, D.J.; Bryce, D.L. (2014),**Spectrometric Identification of Organic Compounds**,Wiley.

Practical:

1. Vogel, A.I. (2012),**Quantitative Organic Analysis**, Part 3, Pearson.
2. Mann, F.G.; Saunders, B.C. (2009),**Practical Organic Chemistry**, Pearson Education.
3. Furniss, B.S.; Hannaford, A.J.; Smith, P.W.G.; Tatchell, A.R. (2012),**Vogel's Textbook of Practical Organic Chemistry**, 5th Edition,Pearson.
4. Ahluwalia, V.K.; Dhingra, S. (2004),**Comprehensive Practical Organic Chemistry: Qualitative Analysis**, University Press.

Additional Resources:

1. Clayden, J.; Greeves, N.; Warren, S.; Wothers, P. (2013),**Organic Chemistry**, Oxford University Press.
2. Singh, J.; Ali, S.M.;Singh, J. (2010),**Natural Product Chemistry**, PrajatiPrakashan.
3. Billmeyer, F. W. (1984),**Textbook of Polymer Science**, John Wiley & Sons.

Teaching Learning Process:

- Teaching Learning Process for the course is visualized as largely student-focused.
- Transaction through an intelligent mix of conventional and modern methods.
- Frequent use of molecular models for demonstration and providing students in groups to explore building models themselves
- Engaging students in cooperative learning.
- Learning through quiz design.
- Problem solving to enhance comprehension.

Assessment Methods:

- Presentations by individual student/ small group of students
- Class tests at periodic intervals.
- Written assignment(s)
- Objective type chemical quizzes based on contents of the paper.
- End semester university theory and practical examination.

Keywords:

UV, IR, NMR, Dyes, Fabrics, Rubbers, Polymers.

DISCIPLINE ELECTIVE COURSES (DSE)

Course Code: CHEMISTRY –DSE-1

Course Title: Novel Inorganic Solids

Total Credits: 06

(Credits: Theory-04, Practical-02)

(Total Lectures: Theory- 60, Practical-60)

Objectives:

Solid-state chemistry also referred as material chemistry currently has emerged with great focus on novel inorganic solids. It has found enormous applications in both industrial and research arenas and has helped to shape modern day recyclable adsorbents and catalysts. Novel inorganic-organic hybrid nanocomposites have received a lot of attention because of their abundance and cost-effective nature they can be utilized as catalysts, as a nano reactor to host reactants for synthesis and for the controlled release of biomolecules. Materials such as semiconductors, metals, composites, nanomaterials, carbon or high-tech ceramics make life easier in this era and are great sources of industrial growth and technological changes. Therefore, its exposure to the undergraduates with science backgrounds can groom them for future researches.

Learning Outcomes:

By the end of the course, the student will be able to:

- Understand the mechanism of solid-state synthesis.
- Explain about the different characterization techniques and their principle.
- Understand the concept of nanomaterials, their synthesis and properties.
- Explain the mechanism of growth of self-assembled nanostructures.
- Appreciate the existence of bioinorganic nanomaterials.
- Explain the importance of composites, conducting polymers and their applications.
- Understand the usage of solid materials in various instruments, batteries, etc. which would help them to appreciate the real life importance of these materials

Unit 1:

Basic introduction to solid-state chemistry: Semiconductors, different types of semiconductors and their applications.

Synthesis of inorganic solids: Conventional heat and beat method, Co-precipitation method, Sol-gel method, Hydrothermal method, Chemical vapor deposition (CVD), Ion-exchange and Intercalation method.

(Lectures: 10)

Unit 2:

Characterization techniques of inorganic solids: Powder X-ray Diffraction, UV-visible spectroscopy, Scanning Electron Microscopy (SEM), Transmission Electron Microscopy (TEM), Fourier-Transform Infrared (FTIR) spectroscopy, Brunauer–Emmett–Teller (BET) surface area analyser, Dynamic Light Scattering (DLS)

(Lectures: 10)

Unit 3:

Cationic, anionic and mixed solid electrolytes and their applications. Inorganic pigments – coloured, white and black pigments.

One-dimensional metals, molecular magnets, inorganic liquid crystals.

(Lectures: 10)

Unit 4:

Nanomaterials: Overview of nanostructures and nanomaterials, classification, preparation and optical properties of gold and silver metallic nanoparticles, concept of surface plasmon resonance, carbon nanotubes, inorganic nanowires, Bioinorganic nanomaterials, DNA and its nanomaterials, natural and artificial nanomaterials, self-assembled nanostructures, control of nanoarchitecture, one dimensional control.

(Lectures: 10)

Unit 5:

Composite materials: Introduction, limitations of conventional engineering materials, role of matrix in composites, classification, matrix materials, reinforcements, metal-matrix composites, polymer-matrix composites, fibre-reinforced composites, bio-nanocomposites, environmental effects on composites, applications of composites.

(Lectures: 10)

Unit 6:

Speciality polymers: Conducting polymers - Introduction, conduction mechanism, polyacetylene, polyparaphenylene, polyaniline and polypyrrole, applications of conducting polymers, ion-exchange resins and their applications.

Ceramic & Refractory: Introduction, classification, properties, manufacturing and applications of ceramics, refractory and superalloys as examples.

(Lectures: 10)

Practical:

(Credits: 2, Laboratory periods: 60)

Chemistry Practical: Novel Inorganic Solids

1. Synthesis of silver nanoparticles by chemical methods and characterization using UV-visible spectrophotometer.
2. Synthesis of silver nanoparticles by green approach methods and characterization using UV-visible spectrophotometer.
3. Preparation of polyaniline and its characterization using UV-visible spectrophotometer.
4. Synthesis of metal sulphide nanoparticles (MnS, CdS, ZnS, CuS, NiO) and characterization using UV-visible spectrophotometer.
5. Intercalation of hydrogen in tungsten trioxide and its conductivity measurement using conductometer.
6. Synthesis of inorganic pigments (PbCrO₄, ZnCrO₄, Prussian Blue, Malachite).
7. Synthesis of pure ZnO and Cu doped ZnO nanoparticles.
8. Preparation of zeolite A and removal of Mg and Ca ions from water samples quantitatively using zeolite.

References:

Theory:

1. West, A. R. (2014), **Solid State Chemistry and Its Application**, Wiley.
2. Smart, L. E.; Moore, E. A., (2012), **Solid State Chemistry: An Introduction** CRC Press Taylor & Francis.
3. Rao, C. N. R.; Gopalakrishnan, J. (1997), **New Direction in Solid State Chemistry**, Cambridge University Press.
4. Poole Jr.; Charles P.; Owens, Frank J. (2003), **Introduction to Nanotechnology**, John Wiley and Sons.

Practicals:

1. Orbaek, W.; McHale, M.M.; Barron, A. R.; **Synthesis and Characterization of Silver Nanoparticles for An Undergraduate Laboratory**, J. Chem. Educ. 2015, 92, 339–344.
2. MacDiarmid, G.; Chiang, J.C.; Richter, A.F.; Somasiri, N.L.D.(1987), **Polyaniline: Synthesis and Characterization of the Emeraldine Oxidation State by Elemental Analysis**, L. Alcaeer (ed.), Conducting Polymers, 105-120, D. Reidel Publishing.
3. Cheng, K.H.; Jacobson, A.J.; Whittingham, M.S. (1981), **Hexagonal Tungsten Trioxide and Its Intercalation Chemistry**, Solid State Ionics, 5, 1981, 355-358.
4. Ghorbani H.R.; Mehr, F.P; Pazoki, H; Rahmani, B.M.; **Synthesis of ZnO Nanoparticles by Precipitation Method**, Orient J Chem 2015, 31(2).

Teaching Learning Process:

Blackboard, Power point presentations, Assignments, Field Trips to Industry, Different working models ICT enabled classes, Interactive sessions, Debate, recent literature using internet and research articles.

Assessment Methods:

Students' evaluation will be done on the basis of regular class test, presentations and assignments as a part of internal assessment during the course as per the curriculum. End semester university examination will be held for both theory and practical. In practical, assessment will be done based on continuous evaluation, performance in the experiment on the date of examination and viva voce.

Keywords:

Solid State Chemistry, Nanomaterials, Solid electrolyte, Inorganic Pigments, Self-assembled, Composite Materials, Instrumentation, Polymers.

Course Code: CHEMISTRY –DSE-2

Course Title: Inorganic Materials of Industrial Importance

Total Credits: 06

(Credits: Theory-04, Practical-02)

(Total Lectures: Theory- 60, Practical-60)

Objectives:

The course introduces learners to the diverse roles of inorganic materials in the industry. It gives an insight into how these raw materials are converted into products used in day to day life. Students learn about silicates, fertilizers, surface coatings, batteries, engineering materials for mechanical construction as well as the emerging area of nano-sized materials. The course helps develop the interest of students in the frontier areas of inorganic and material chemistry.

Learning Outcomes:

By the end of the course, the students will be able to:

- Learn the composition and applications of the different kinds of glass.
- Understand glazing of ceramics and the factors affecting their porosity.
- Give the composition of cement and discuss the mechanism of setting of cement.
- Explain the suitability of fertilizers for different kinds of crops and soil.
- Explain the process of formulation of paints and the basic principle behind the protection offered by the surface coatings.
- Explain the principle, working and applications of different batteries.
- List and explain the properties of engineering materials for mechanical construction used in day to day life.
- Explain the synthesis and properties of nano-dimensional materials, various semiconductor and superconductor oxides.

Unit 1:

Silicate Industries

Glass: Glassy state and its properties, classification (silicate and non-silicate glasses). Manufacture and processing of glass. Composition and properties of the following types of glasses: Soda lime glass, lead

glass, armoured glass, different types of safety glass, borosilicate glass, fluorosilicate glass, coloured glass, photosensitive glass, photochromic glass, glass wool and optical fibre.

Ceramics: Brief introduction to types of ceramics. glazing of ceramics.

Cement: Manufacture of Portland cement and the setting process, Different types of cements: quick setting cements, eco-friendly cement (slag cement), pozzolana cement.

(Lectures: 10)

Unit 2:

Fertilizers:

Different types of fertilizers (N, P and K). Importance of fertilizers, chemistry involved in the manufacture of the following fertilizers: urea, ammonium nitrate, calcium ammonium nitrate, ammonium phosphates, superphosphate of lime, potassium chloride and potassium nitrate.

(Lectures: 10)

Unit 3:

Surface Coatings:

Brief introduction to and classification of surface coatings, paints and pigments: formulation, composition and related properties, pigment volume concentration (PVC) and critical pigment volume concentration (CPVC), fillers, thinners, enamels and emulsifying agents. Special paints: heat retardant, fire retardant, eco-friendly paints, plastic paints, water and oil paints. Preliminary methods for surface preparation, metallic coatings (electrolytic and electroless with reference to chrome plating and nickel plating), metal spraying and anodizing.

Contemporary surface coating methods like physical vapor deposition, chemical vapor deposition, galvanising, carburizing, sherardising, boriding, nitriding and cementation.

(Lectures: 18)

Unit 4:

Batteries:

Primary and secondary batteries, characteristics of an Ideal Battery, principle, working, applications and comparison of the following batteries: Pb- acid battery, Li-metal batteries, Li-ion batteries, Li-polymer batteries, solid state electrolyte batteries, fuel cells, solar cells and polymer cells.

(Lectures: 8)

Unit 5:

Engineering materials for mechanical construction:

Composition, mechanical and fabricating characteristics and applications of various types of cast irons, plain carbon and alloy steels, copper, aluminum and their alloys like duralumin, brasses and bronzes cutting tool materials, superalloys, thermoplastics, thermosets and composite materials.

(Lectures: 8)

Unit 6:

Nano dimensional materials

Introduction to zero, one and two-dimensional nanomaterial: Synthesis, properties and applications of fullerenes, carbon nanotubes, carbon fibres, semiconducting and superconducting oxides.

(Lectures: 6)

Practical:

(Credits: 2, Laboratory periods: 60)

Chemistry Lab: Inorganic materials of industrial importance

4. Detection of constituents of Ammonium Sulphate fertilizer (Ammonium and Sulphate ions) by qualitative analysis and determine its free acidity.
5. Detection of constituents of CAN fertilizer (Calcium, Ammonium and Nitrate ions) fertilizer and estimation of Calcium content.
6. Detection of constituents of Superphosphate fertilizer (Calcium and Phosphate ions) and estimation of phosphoric acid content.
7. Detection of constituents of Dolomite (Calcium, Magnesium and carbonate ions) and determination of composition of Dolomite (Complexometric titration).
8. Analysis of (Cu, Ni) in alloy or synthetic samples (Multiple methods involving Complexometry, Gravimetry and Spectrophotometry).
9. Analysis of (Cu, Zn) in alloy or synthetic samples (Multiple methods involving Iodometry, Complexometry and Potentiometry).
10. Synthesis of pure ZnO and Cu doped ZnO nanoparticles.
11. Synthesis of silver nanoparticles by green and chemical approach methods and its characterization using UV-visible spectrophotometer.

References:

Theory:

1. West, A. R. (2014), **Solid State Chemistry and Its Application**, Wiley

- Smart, L. E.; Moore, E. A. (2012), **Solid State Chemistry An Introduction**, CRC Press Taylor & Francis.
- Atkins, P.W.; Overton, T.L.; Rourke, J.P.; Weller, M.T.; Armstrong, F.A.(2010), **Shriver and Atkins Inorganic Chemistry**, W. H. Freeman and Company.
- Kent, J. A. (ed) (1997), **Riegel's Handbook of Industrial Chemistry**, CBS Publishers, New Delhi.
- Poole Jr.; Charles P.; Owens, Frank J.(2003), **Introduction to Nanotechnology**, John Wiley and Sons.

Practical:

- Svehla, G.(1996), **Vogel's Qualitative Inorganic Analysis**, Prentice Hall.
- Banewicz, J. J.; Kenner, C.T. **Determination of Calcium and Magnesium in Limestones and Dolomites**, Anal. Chem., 1952, 24 (7), 1186–1187.
- Ghorbani, H. R.; Mehr, F.P.; Pazoki, H.; Rahmani B. M. **Synthesis of ZnO Nanoparticles by Precipitation Method**. Orient J Chem 2015;31(2).
- Orbaek, W.; McHale, M.M.; Barron, A.R. **Synthesis and characterization of silver nanoparticles for an undergraduate laboratory**, J. Chem. Educ. 2015, 92, 339–344.

Additional Resources:

- Kingery, W. D.; Bowen H. K.; Uhlmann, D. R. (1976), **Introduction to Ceramics**, Wiley Publishers, New Delhi.
- Gopalan, R. Venkappayya, D.; Nagarajan, S. (2004), **Engineering Chemistry**, Vikas Publications.

Teaching Learning Process:

- Teaching Learning Process for the course is visualized as largely student-focused.
- Transaction through an intelligent mix of conventional and modern methods.
- Engaging students in cooperative learning.
- Learning through quiz design.
- Problem solving to enhance comprehension.

Assessment Methods:

Assessment will be done based on regular class test, presentations and assignments as a part of internal assessment during the course as per the curriculum. End semester university examination will be held for both theory and practical. In practical, assessment will be done based on continuous evaluation, performance in the experiment on the date of examination and viva voce.

Keywords:

Silicates, Ceramics, Cement, Fertilizers, Surface Coatings, Batteries, Engineering materials for mechanical construction, Nano dimensional materials.

Course Code: CHEMISTRY –DSE-3

Course Title: Applications of Computers in Chemistry

Total Credits: 06

(Credits: Theory-04, Practical-02)

(Total Lectures: Theory- 60, Practical-60)

Objectives:

The aim of this paper is to make the students learn the working of computer and its applications in chemistry via programming language, QBASIC and use of software as a tool to understand chemistry, and solve chemistry based problems.

Learning Outcomes:

By the end of the course, the students will be able to:

- Have knowledge of most commonly used commands and library functions used in QBASIC programming.
- Develop algorithm to solve problems and write corresponding programs in BASIC for performing calculations involved in laboratory experiments and research work.
- Use various spreadsheet software to perform theoretical calculations and plot graphs

Unit 1:

Basic Computer system (in brief)

Hardware and Software; Input devices, Storage devices, Output devices, Central Processing Unit (Control Unit and Arithmetic Logic Unit); Number system (Binary, Octal and Hexadecimal Operating System); Computer Codes (BCD and ASCII); Numeric/String constants and variables. Operating Systems (DOS, WINDOWS, and Linux); Software languages: Low level and High Level languages (Machine language, Assembly language; QBASIC, FORTRAN and C++); Compiled versus interpreted languages. Debugging Software Products (Office, chemsketch, scilab, matlab, and hyperchem), internet application.

(Lectures: 5)

Unit 2:

Use of Programming Language for solving problems in Chemistry

Computer Programming Language- QBASIC, (for solving some of the basic and complicated chemistry problems). QB4 version of QBASIC can be used.

Programming Language – QBASIC; arithmetic expressions, hierarchy of operations, inbuilt functions. Syntax and use of the following QBASIC commands: INPUT and PRINT; GOTO, If, ELSEIF, THEN and END IF ; FOR and NEXT; Library Functions (ABS, ASC, CHR\$, EXP,INT, LOG, RND, SQR,TAB and trigonometric Functions), DIM, READ, DATA, REM, RESTORE, DEF FNR, GOSUB, RETURN, SCREEN, VIEW, WINDOW, LINE, CIRCLE, LOCATE, PSET

Simple programs using above mentioned commands.

Solution of quadratic equation, polynomial equations (formula, iteration, Newton – Raphson methods, binary bisection and Regula Falsi); Numerical differential, Numerical integration (Trapezoidal and Simpson's rule), Simultaneous equations, Matrix addition and multiplication, Statistical analysis.

QBASIC programs for Chemistry problems - Example: plotting van der Waals Isotherms (Simple Problem, available in general text books) and observe whether van der Waal gas equation is valid at temperatures lower than critical temperature where we require to solve a cubic equation and calculation of area under the curves (Complicated Problem, not available in general text books).

(Lectures: 40)

Unit 3:

Use of Software Products

Computer Software like Scilab, Excel, LibreOffice and Calc , to solve some of the plotting or calculation problems, Handling of experimental data

(Lectures: 15)

Practical:

(Credits: 2, Laboratory periods: 60)

Computer programs using QBASIC based on numerical methods

1. Roots of equations: (e.g. volume of gas using van der Waals equation and comparison with ideal gas, pH of a weak acid).
2. Numerical differentiation (e.g., change in pressure for small change in volume of a van der Waals gas, potentiometric titrations).
3. Numerical integration (e.g. entropy/ enthalpy change from heat capacity data).
4. Probability distributions (gas kinetic theory) and mean values.
5. Mean, standard deviation and Least square curve fitting method for linear equation.
6. Matrix operations: addition, multiplication and transpose
7. Graphic programs related to Chemistry problems. e.g. van der Waals isotherm, Compressibility versus pressure curves, Maxwell distribution curves, concentration-time graph, pH metric titration curve, conductometric titration curves, Lambert Beer's law graph, s, p, d orbital shapes, radial distribution curves, particle in one dimensional box.

Use of Software Products

1. Computer Software like Scilab and Excel, etc for data handling and manipulation.
2. Simple exercises using molecular visualization software.

3. Open source chemistry software to draw structures.

References:

Theory:

1. McQuarrie, D. A.(2008), **Mathematics for Physical Chemistry**, University Science Books.
2. Mortimer, R.(2005), **Mathematics for Physical Chemistry**,3rd Edition, Elsevier.
3. Steiner, E.(1996),**The Chemical Maths Book**, Oxford University Press.
4. Yates, P. (2007),**Chemical Calculations**, CRC Press.
5. Harris, D. C.(2007),**Quantitative Chemical Analysis**,6th Edition, Freeman, Chapters 3-5.

Practical:

1. Levie, R.D.(2001),**How to use Excel in analytical chemistry and in general scientific data analysis**, Cambridge University Press.
2. Noggle, J. H.(1985), **Physical Chemistry on a Microcomputer**, Little Brown & Co.
3. Venit, S.M.(1996),**Programming in BASIC: Problem solving with structure and style**, Jaico Publishing House.

Teaching Learning Process:

Conventional methods of teaching i.e. lectures, PPTs, Complete demonstrations of computer systems in chemistry using QBASIC -a DOS based language. Using DOSBOX emulator for different operating systems and running QB45 in it can solve this problem. Another version that runs on WINDOWS is QB64. This is compatible with most of the QBASIC commands.

Assessment Methods:

- The students to be assigned projects based on chemistry problems done in class or in practical classes and use BASIC program to solve it. The projects to be a part of internal assessment.
- Presentation
- Test
- Semester end examination

Keywords:

Hardware, software, programming language, ASCII, BCD, QBASIC, Library commands, mathematical operators, QBASIC commands.

Course Code: CHEMISTRY –DSE-4

Course Title: Analytical Methods in Chemistry

Total Credits: 06

(Credits: Theory-04, Practical-02)

(Total Lectures: Theory- 60, Practical-60)

Objectives:

The objective of this course is to make student aware of the concept of sampling, Accuracy, Precision, Statistical test data-F, Q and t test. The course exposes students to the laws of spectroscopy and selection rules governing the possible transitions in the different regions of the electromagnetic spectra. Thermal and electroanalytical methods of analysis are also dealt with. Students are exposed to important separation methods like solvent extraction and chromatography. The practicals expose students to latest instrumentation and they learn to detect analytes in a mixture.

Learning Outcomes:

By the end of this course, students will be able to:

- Perform experiment with accuracy and precision.
- Develop methods of analysis for different samples independently.
- Test contaminated water samples.
- Understand basic principle of instrument like Flame Photometer, UV-vis spectrophotometer.
- Learn separation of analytes by chromatography.
- Apply knowledge of geometrical isomers and keto-enol tautomers to analysis.
- Determine composition of soil.
- Estimate macronutrients using Flame photometry.

Unit 1:

Qualitative and quantitative aspects of analysis:

Sampling, evaluation of analytical data, errors, accuracy and precision, methods of their expression.

Normal law of distribution of indeterminate errors, statistical test of data; F, Q and t test, rejection of data, and confidence intervals.

(Lectures: 5)

Unit 2:

Optical methods of analysis

Origin of spectra, interaction of radiation with matter, fundamental laws of spectroscopy and selection rules

UV-Visible Spectrometry: Basic principles of instrumentation (choice of source, monochromator and detector) for single and double beam instrument; Transmittance. Absorbance and Beer-Lambert law

Basic principles of quantitative analysis: estimation of metal ions from aqueous solution, geometrical isomers, keto-enol tautomers.

Flame Atomic Absorption and Emission Spectrometry: Basic principles of instrumentation (choice of source, monochromator, detector, choice of flame and Burner designs). Techniques of atomization and sample introduction; Method of background correction, sources of chemical interferences and their method of removal, Techniques for the quantitative estimation of trace level of metal ions from water samples.

(Lectures: 25)

Unit 3:

Thermal methods of analysis:

Theory of thermogravimetry (TG) and basic principle of instrumentation of thermal analyser. Techniques for quantitative estimation of Ca and Mg from their mixture.

(Lectures: 5)

Unit 4:

Electroanalytical methods

Classification of electroanalytical methods, basic principle of pH metric, potentiometric and conductometric titrations. Techniques used for the determination of equivalence points. Techniques used for the determination of pK_a values.

(Lectures:10)

Unit 5:

Separation techniques

Solvent extraction: Classification, principle and efficiency of the technique.

Mechanism of extraction: extraction by solvation and chelation, Technique of extraction: batch, continuous and counter current extractions, Qualitative and quantitative aspects of solvent extraction: extraction of metal ions from aqueous solution, extraction of organic species from the aqueous and non-aqueous media.

Chromatography: Classification, principle and efficiency of the technique, Mechanism of separation: adsorption, partition & ion-exchange, Development of chromatograms: frontal, elution and displacement methods.

(Lectures:15)

Practical:

(Credits: 2, Laboratory periods: 60)

1. Separation of mixtures by paper chromatography and reporting the R_f values:
 - (i) Co^{2+} and Ni^{2+} .
 - (ii) Amino acids present in the given mixture.
2. Solvent Extractions
 - (i) To separate a mixture of Ni^{2+} & Fe^{2+} by complexation with DMG and extracting the Ni^{2+} DMG complex in chloroform, and determine its concentration by spectrophotometry.
3. Analysis of soil:
 - (i) Determination of pH of soil.
 - (ii) Total soluble salt
 - (iii) Estimation of calcium and magnesium
 - (iv) Qualitative detection of nitrate and phosphate
4. Ion exchange:
 - (i) Determination of exchange capacity of cation exchange resins and anion exchange resins.
 - (ii) Separation of amino acids from organic acids by ion exchange chromatography.
5. Spectrophotometry
 - (i) Verification of Lambert-Beer's law and determination of concentration of a coloured species (CuSO_4 , KMnO_4 , CoCl_2 , CoSO_4)
 - (ii) Determination of concentration of coloured species via following methods;
 - (a) Graphical method, (b) Epsilon method, (c) Ratio method, (iv) Standard addition method

References:

Theory:

1. Willard, H.H.(1988),**Instrumental Methods of Analysis**, 7th Edition, Wardsworth Publishing Company.
2. Christian, G.D.(2004),**Analytical Chemistry**, 6th Edition, John Wiley & Sons, New York.
3. Harris, D. C.(2007),**Quantitative Chemical Analysis**,6th Edition, Freeman.
4. Khopkar, S.M. (2008), **Basic Concepts of Analytical Chemistry**, New Age International Publisher.
5. Skoog, D.A.; Holler F.J.; Nieman, T.A. (2005), **Principles of Instrumental Analysis**, Thomson Asia Pvt. Ltd.

Practical:

1. Jeffery, G.H.; Bassett, J.; Mendham, J.; Denney, R.C.(1989),**Vogel's Textbook of Quantitative Chemical Analysis**,John Wiley and Sons.

Teaching Learning Process:

- Teaching through audio-visual aids.
- Students are encouraged to participate actively in the classroom through regular presentations on curriculum based topics.
- As the best way to learn something is to do it yourself, practicals are planned in such a way so as to reinforce the topics covered in theory.

Assessment Methods:

- Presentations by individual student/ small group of students
- Class tests at periodic intervals.
- Written assignment(s)
- Objective type chemical quizzes based on contents of the paper.
- End semester university theory and practical examination.

Keywords:

Separation techniques, Solvent extraction, Ion-exchange, Optical methods, Flame Atomic Absorption and Emission Spectrometry, indeterminate errors, statistical test of data; F, Q and t tests. TGA.

Course Code: CHEMISTRY –DSE-5

Course Title: Molecular Modelling and Drug Design

Total Credits: 06

(Credits: Theory-04, Practical-02)

(Total Lectures: Theory- 60, Practical-60)

Objectives:

Objective of this course is to make students learn the theoretical background of principles of computational techniques in molecular modelling, evaluation and applications of different methods for various molecular systems, energy minimization techniques, analysis of Mulliken Charge & ESP Plots and elementary idea of drug design.

Learning Outcomes:

By the end of this course, students will be able to:

- Understand theoretical background of computational techniques and selective application to various molecular systems.
- Learn Energy minimization methods through use of different force fields.
- Learn ESP Plots by suitable soft wares, electron rich and electron deficient sites,
- Compare computational and experimental results and explain deviations.
- Carry out Molecular dynamics (MD) and Monte Carlo (MC) simulations on several molecules and polymers.
- Learn QSAR properties and their role in molecular modelling, cheminformatics and drug discovery.
- Perform Optimization of geometry parameters of a molecule (such as shape, bond length and bond angle) through use of software like Chem Sketch and Argus Lab in interesting hands-on exercises.

Unit 1:

Introduction: Overview of Classical and Quantum Mechanical Methods (Ab initio, Semi-empirical, Molecular Mechanics, Molecular Dynamics and Monte Carlo) General considerations.

Coordinate systems: Cartesian and Internal Coordinates, Bond lengths, bond angles and torsion angles, Writing Z -matrix (ex: methane, ethane, ethene, ethyne, water, H₂O₂).

(Lectures: 8)

Unit 2:

Potential Energy Surfaces: Intrinsic Reaction Coordinates, Stationary points, Equilibrium points – Local and Global minima, concept of transition state with examples: Ethane, propane, butane, cyclohexane. Meaning of rigid and relaxed PES.

Applications of computational chemistry to determine reaction mechanisms.

Energy Minimization and Transition State Search: Geometry optimization, Methods of energy minimization: Multivariate Grid Search, Steepest Descent Method, Newton-Raphson method and Hessian matrix.

(Lectures: 12)

Unit 3:

Molecular Mechanics: Force Fields, Non-bonded interactions (van der Waals and electrostatic), how to handle torsions of flexible molecules, van der Waals interactions using Lennard-Jones potential, hydrogen bonding interactions, electrostatic term, Parameterization. Applications of MM, disadvantages, Software, Different variants of MM: MM1, MM2, MM3, MM4, MM+, AMBER, BIO+, OPLS.GUI.

(Lectures: 10)

Unit 4:

Molecular Dynamics: Radial distribution functions for solids, liquids and gases, intermolecular Potentials (Hard sphere, finite square well and Lennard-Jones potential), concept of periodic box, ensembles (microcanonical, canonical, isothermal – isobaric), Ergodic hypothesis. Integration of Newton's equations (Leapfrog and Verlet Algorithms), Rescaling, Simulation of Pure water – Radial distribution curves and interpretation, TIP & TIP3P, Typical MD simulation

Brief introduction to Langevin and Brownian dynamics

Monte Carlo Method: Metropolis algorithm.

(Lectures: 10)

Unit 5:

Huckel MO with examples: ethane, propenyl, cyclopropenyl systems, Properties calculated – energy, charges, dipole moments, bond order, electronic energies, resonance energies, Oxidation and reduction (cationic and anionic species of above systems)

Extension to Extended Huckel theory and PPP methods

Ab-initio methods: Writing the Hamiltonian of a system, Brief recap of H – atom solution, Units in quantum mechanical calculations, Born-Oppenheimer approximation (recap), Antisymmetry principle, Slater determinants, Coulomb and Exchange integrals,

Examples of He atom and hydrogen molecule, Hartree-Fock method

Basis sets, Basis functions, STOs and GTOs, diffuse and polarization functions. Minimal basis sets

Advantages of ab initio calculations, Koopman's theorem, Brief idea of Density Functional Theory

(Lectures: 12)

Unit 6:

Semi-empirical methods: Brief idea of CNDO, INDO, MINDO/3, MNDO, AM1, PM3 methods. Other file formats – PDB. Visualization of orbitals – HOMO, LUMO, ESP maps.

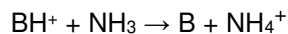
QSAR: Structure-activity relationships. Properties in QSAR (Partial atomic charges, polarizabilities, volume and surface area, log P, lipophilicity and Hammett equation and applications, hydration energies, refractivity). Biological activities (LD50, IC50, ED50.)

(Lectures: 8)

Practical:

(Credits: 2, Laboratory periods: 60)

1. Plotting a 3D graph depicting a saddle point in a spreadsheet software.
2. Determine the enthalpy of isomerization of cis and trans 2-butene.
3. Determine the heat of hydrogenation of ethylene.
4. Compare the optimized C-C bond lengths and Wiberg bond orders in ethane, ethene, ethyne and benzene using PM3. Is there any relationship between the bond lengths and bond orders? Visualize the highest occupied and lowest unoccupied molecular orbitals of ethane, ethene, ethyne, benzene and pyridine.
5. Perform a conformational analysis of butane.
6. Compare the basicities of the nitrogen atoms in ammonia, methylamine, dimethylamine and trimethylamine by comparison of their Mulliken charges and ESP maps.
7. Compare the gas phase basicities of the methylamines by comparing the enthalpies of the following reactions:

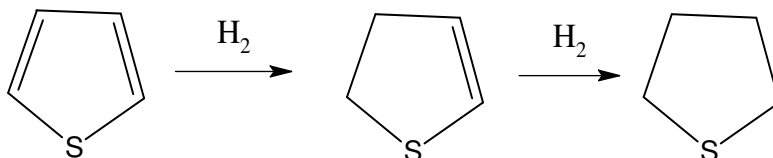


where B = CH₃NH₂, (CH₃)₂NH, (CH₃)₃N

8. Arrange 1-hexene, 2-methyl-2-pentene, (E)-3-methyl-2-pentene, (Z)-3-methyl-2-pentene, and 2,3-dimethyl-2-butene in order of increasing stability.
9. Compare the optimized bond angles H₂O, H₂S, H₂Se using PM3.
10. Compare the HAH bond angles for the second row hydrides (BeH₂, CH₄, NH₃, H₂O) and compare with the results from qualitative MO theory.
11. (a) Compare the shapes of the molecules: 1-butanol, 2-butanol, 2-methyl-1-propanol, and 2-methyl-2-propanol. Note the dipole moment of each molecule. (b) Show how the shapes affect the trend in boiling points: (118 °C, 100 °C, 108 °C, 82 °C, respectively).
12. Compute the resonance energy of benzene by comparison of its enthalpy of hydrogenation with that of cyclohexene.
13. Plot the electrostatic potential mapped on electron density for benzene and use it to predict the type of stacking in the crystal structure of benzene dimer.
14. Predict the aromaticity of thiophene with respect to benzene by comparing the enthalpies of the following reactions:

(a) Hydrogenation of benzene to 1,3-cyclohexadiene and then 1,3-cyclohexadiene to cyclohexene.

(b)



15. Docking of Sulfonamide-type D-Glu inhibitor into MurD active site using Argus lab.

Note: Software: Argus Lab (www.planaria-software.com).

References:

Theory:

1. Lewars, E. (2003), **Computational Chemistry**, Kluwer academic Publisher.
2. Cramer, C.J.(2004),**Essentials of Computational Chemistry**, John Wiley & Sons.
3. Hinchcliffe, A. (1996),**Modelling Molecular Structures**, John Wiley & Sons.
4. Leach, A.R.(2001),**Molecular Modelling**, Prentice-Hall.

Practical:

1. Lewars, E. G. (2011),**Computational Chemistry**, Springer (India) Pvt. Ltd. Chapter 1 & 2.

2. Engel, T.; Reid, P.(2012),**Physical Chemistry**, Prentice-Hall. Chapter 26.

Teaching Learning Process:

Conventional methods of teaching i.e. lectures, PPTs, Hands on practice of molecule centric problems with maximum characterization parameters and recently designed lead drug molecules

Assessment Methods:

- Assignment based on Theoretical designing of small molecules of drug prospective
- Presentation on fundamentals of drug designing and molecular modelling
- Test
- Semester end examination

Keywords:

Molecular modelling, Quantum Mechanical Method, Cartesian Coordinates, Molecular Dynamics, Force Field, Software of Computational Chemistry.

Course Code: CHEMISTRY –DSE-6

Course Title: Polymer Chemistry

Total Credits: 06

(Credits: Theory-04, Practical-02)

(Total Lectures: Theory- 60, Practical-60)

Objectives:

The primary objective of this paper is to help the student to know about the synthesis, properties and applications of polymers.

Learning Outcomes:

By the end of this course, students will be able to:

- Know about history of polymeric materials and their classification
- Learn about different mechanisms of polymerization and polymerization techniques
- Evaluate kinetic chain length of polymers based on their mechanism
- Differentiate between polymers and copolymers
- Learn about different methods of finding out average molecular weight of polymers
- Differentiate between glass transition temperature (T_g) and crystalline melting point (T_m)
- Determine T_g and T_m
- Know about solid and solution properties of polymers
- Learn properties and applications of various useful polymers in our daily life.

This paper will give glimpse of polymer industry to the student and help them to choose their career in the field of polymer chemistry.

Unit 1:

Introduction and history of polymeric materials:

History of polymeric materials, Different schemes of classification of polymers, Polymer nomenclature, Molecular forces and chemical bonding in polymers, Texture of Polymers

Functionality and its importance:

Criteria for synthetic polymer formation, classification of polymerization processes, Relationships between functionality, extent of reaction and degree of polymerization Bifunctional systems, Poly-functional systems

(Lectures: 12)

Unit 2:

Kinetics of Polymerization

Mechanism of step growth polymerization, kinetics of step growth, radical chain growth, ionic chain (both cationic and anionic), Mechanism and kinetics of copolymerization, polymerization techniques

(Lectures: 8)

Unit 3:

Glass transition temperature (T_g) and determination of T_g , Free volume theory, WLF equation, Factors affecting glass transition temperature (T_g).

Crystallization and crystallinity: Determination of crystalline melting point and degree of crystallinity, Morphology of crystalline polymers, Factors affecting crystalline melting point.

Nature and structure of polymers-Structure Property relationships

(Lectures: 14)

Unit 4:

Determination of molecular weight of polymers (M_n , M_w , etc.) by end group analysis, viscometry, light scattering and osmotic pressure methods. Molecular weight distribution and its significance. Polydispersity index

Polymer Solution

Criteria for polymer solubility and Solubility parameter, Thermodynamics of polymer solutions, entropy, enthalpy and free energy change of mixing of polymers solutions.

Page 81 of 167

Polymer Degradation

Thermal, oxidative, hydrolytic and photodegradation

(Lectures: 16)

Unit 5:

Properties of Polymers

(Physical, thermal, Flow & Mechanical Properties) Brief introduction to preparation, structure, properties and application of the following polymers: polyolefins, polystyrene and styrene copolymers, poly(vinyl chloride) and related polymers, poly(vinyl acetate) and related polymers, acrylic polymers, fluoro polymers, polyamides and related polymers. Phenol formaldehyde resins (Bakelite, Novolac), polyurethanes, silicone polymers, polydienes, Polycarbonates, Conducting Polymers: polyacetylene, polyaniline, poly(p-phenylene sulphide, polypyrrole, polythiophene

(Lectures: 10)

Practical:

(Credits: 2, Laboratory periods: 60)

Chemistry Lab: Polymer chemistry

Polymer synthesis

1. Free radical solution polymerization of styrene (St) / Methyl Methacrylate (MMA)/MethylAcrylate (MA).
2. Preparation of nylon 6,6
3. Redox polymerization of acrylamide
4. Precipitation polymerization of acrylonitrile
5. Preparation of urea-formaldehyde resin
6. Preparations of novalac resin/resold resin.
7. Microscale Emulsion Polymerization of Poly(methylacrylate).

Polymer characterization

1. Determination of molecular weight of polyvinyl propylidene in water by viscometry:
2. Determination of the viscosity-average molecular weight of poly(vinyl alcohol) (PVOH) and the fraction of head-to-head monomer linkages in the polymer.
3. Determination of molecular weight by end group analysis of polymethacrylic acid.

Polymer analysis

1. Estimation of the amount of HCHO in the given solution by sodium sulphite method

2. IR studies of polymers
3. DSC (Differential Scanning Calorimetry) analysis of polymers
4. TG-DTA (Thermo-Gravimetry-Differential Thermal Analysis) of polymers

Suggested Additional Experiment:

1. Purification of monomer.
2. Emulsion polymerization of a monomer.

References:

Theory:

1. Carraher, C. E. Jr. (2013), **Seymour's Polymer Chemistry**, Marcel Dekker, Inc.
2. Odian, G. (2004), **Principles of Polymerization**, John Wiley.
3. Billmeyer, F.W. (1984), **Text Book of Polymer Science**, John Wiley.
4. Ghosh, P. (2001), **Polymer Science & Technology**, Tata Mcgraw-Hill.
5. Lenz, R.W. (1967), **Organic Chemistry of Synthetic High Polymers**, Interscience (Wiley).

Practical:

1. Allcock, H.R.; ; Lampe, F. W.; Mark, J. E.(2003), **Contemporary Polymer Chemistry**, Prentice-Hall.
2. Fried, J.R. (2003), **Polymer Science and Technology**, Prentice-Hall.
3. Munk, P.; Aminabhavi, T. M. (2002), **Introduction to Macromolecular Science**, John Wiley & Sons.
4. Sperling, L.H.(2005), **Introduction to Physical Polymer Science**, John Wiley & Sons.

Teaching-Learning Process:

- Teaching learning process for the course is visualized as largely student-focused.
- Transaction through an intelligent mix of conventional and modern methods.
- Engaging students in cooperative learning.
- Learning through quiz design.
- Problem solving to enhance comprehension.

Assessment Methods:

Assessment will be done on the basis of regular class test, presentations and assignments as a part of internal assessment during the course as per the curriculum. End semester university examination will be held for both theory and practical. In practical, assessment will be done based on continuous evaluation, performance in the experiment on the date of examination and viva voce.

Keywords:

Bonding, Texture, Polymerization, Degradation, Polymer solution, Crystallization, Properties, Applications.

Course Code: CHEMISTRY –DSE-7

Course Title: Research Methodology For Chemistry

Total Credits: 06

(Credits: Theory-05, Tutorial-01)

(Total Lectures: Theory- 75, Tutorial-15)

Objectives:

The objective of this paper is to formulate the research problems and connect the research outcomes to the society. Student should be able to assess the local resources and opportunities in public domains. It further helps in gaining the knowledge of safety and ethical handlings of chemicals in lab and households.

Learning Outcomes:

By the end of the course, the students will be able to:

- Learn how to identify research problems.
- Evaluate local resources and need for addressing the research problem
- Find out local solution.
- Know how to communicate the research findings.

Unit 1:

Literature Survey

Print: Sources of information: Primary, secondary, tertiary sources; Journals: Journal abbreviations, abstracts, current titles, reviews, monographs, dictionaries, text-books, current contents, Introduction to Chemical Abstracts and Beilstein, Subject Index, Substance Index, Author Index, Formula Index, and other Indices with examples.

Digital: Web resources, E-journals, Journal access, TOC alerts, Hot articles, Citation index, Impact factor, H-index, E-consortium, UGC infonet, E-books, Internet discussion groups and communities, Blogs, Preprint servers, Search engines, Scirus, Google Scholar, ChemIndustry, Wiki- Databases, ChemSpider, Science Direct, SciFinder, Scopus.

Information Technology and Library Resources: The Internet and World Wide Web. Internet resources for chemistry. Finding and citing published information. Open source Lead lectures. Open source chemistry designing sources, Essentials of Problem formulation and communication with society.

(Lectures: 20)

Unit 2:

Methods of Scientific Research and Writing Scientific Papers

Reporting practical and project work. Idea about public funding agencies of research, Writing literature surveys and reviews. Organizing a poster display. Giving an oral presentation. Writing scientific papers – justification for scientific contributions, bibliography, description of methods, conclusions, the need for

illustration, style, publications of scientific work. Writing ethics. Avoiding plagiarism. Assessment of locally available resources.

(Lectures: 20)

Unit 3:

Chemical Safety and Ethical Handling of Chemicals

Safe working procedure and protective environment, protective apparel, emergency procedure and first aid, laboratory ventilation. Safe storage and use of hazardous chemicals, procedure for working with substances that pose hazards, flammable or explosive hazards, procedures for working with gases at pressures above or below atmospheric level. Safe storage and disposal of waste chemicals. Recovery, recycling and reuse of laboratory chemicals. Procedure for laboratory disposal of explosives. Identification, verification and segregation of laboratory waste. Disposal of chemicals in the sanitary sewer system. Incineration and transportation of hazardous chemicals.

(Lectures: 12)

Unit 4:

Data Analysis

The Investigative Approach: Making and Recording Measurements. SI Units and their use. Scientific method and design of experiments.

Analysis and Presentation of Data: Descriptive statistics. Choosing and using statistical tests. Chemometrics. Analysis of variance (ANOVA), Correlation and regression, Curve fitting, fitting of linear equations, simple linear cases, weighted linear case, analysis of residuals, General polynomial fitting, linearizing transformations, exponential function fit, r and its abuse. Basic aspects of multiple linear regression analysis.

Biostatistics: brief introduction and data handling.

(Lectures: 13)

Exposure of chemistry software

Chemistry Students must be given exposure to applications of molecular modelling softwares e.g. Hyperchem, Schrodinger etc. Hands on experiments of docking.

(Lectures: 10)

References:

Theory:

1. Dean, J.R.; Jones, A.M.; Holmes, D.; Reed, R.; Jones, A.Weyers, J. (2011), **Practical skills in chemistry**, Prentice-Hall.
2. Hibbert, D.B.; Gooding, J.J. (2006), **Data analysis for chemistry**, Oxford University Press.
3. Topping, J.(1984), **Errors of observation and their treatment**, Chapman Hall, London

4. Levie, R. de.(2001),**How to use Excel in analytical chemistry and in general scientific data analysis**, Cambridge University Press.
5. Le, C.T.; Eberly,L.E. (2016),**Introductory Biostatistics**, Wiley.

Additional Resources:

1. **Chemical safety matters IUPAC – IPCS**, Cambridge University Press, 1992.
2. **OSU safety manual 1.01**.

Teaching Learning Process

Lecture with conventional teaching aids, presentations, invited talks on thrusting areas, group discussions, literature survey and lab visit.

Assessment Methods

- Internal assessment through assignments and class test.
- Writing review on identified research problem
- Poster presentation
- End semester university examination

Keywords

Review of research papers, writing research papers, citation, and Laboratory safety.

Course Code: CHEMISTRY –DSE-8

Course Title: Green Chemistry

Total Credits: 06

(Credits: Theory-04, Practical-02)

(Total Lectures: Theory- 60, Practical-60)

Objectives:

Today's society is moving towards becoming more and more environmentally conscious. There is rising concern of environmental pollution, depleting resources, climate change, ozone depletion, heaps and heaps of landfills piling up, legislation which is getting stringent with strict environmental laws, rising cost of waste deposits and so on. We are faced with a challenge to work towards sustainable practices. Green chemistry has arisen from these concerns. It is not a new branch of chemistry but the way chemistry should be practiced. Innovations and applications of green chemistry in education has helped companies not only gain environmental benefits but at the same time achieve economic and societal goals also. This is possible because these undergraduate students are ultimate scientific community of tomorrow.

Learning Outcomes:

By the end of this course, students will be able to:

- Understand the twelve principles of green chemistry and will build the basic understanding of toxicity, hazard and risk of chemical substances.
- Understand stoichiometric calculations and relate them to green chemistry metrics. They will learn about atom economy and how it is different from percentage yield.
- Learn to design safer chemical products and processes that are less toxic, than current alternatives. Hence, they will understand the meaning of inherently safer design for accident prevention and the principle "what you don't have can't harm you"
- Understand benefits of use of catalyst and bio catalyst, use of renewable feed stock which helps in energy efficiency and protection of the environment, renewable energy sources, importance led reactions in various green solvents.
- Appreciate the use of green chemistry in problem solving skills, critical thinking and valuable skills to innovate and find out solution to environmental problems. Thus the students are able to realise that chemistry can be used to solve rather than cause environmental problems.
- Green chemistry is a way to boost profits, increase productivity and ensure sustainability with absolute zero waste. Success stories and real world cases also motivate them to practice green chemistry. These days customers are demanding to know about a product: Is it green? Does it contribute to global warming? Was it made from non depletable resources? Students have many career opportunities as "green" is the path to success.

Unit 1:

Introduction to Green Chemistry

What is Green Chemistry? Some important environmental laws, pollution prevention Act of 1990, emergence of green chemistry, Need for Green Chemistry. Goals of Green Chemistry. Limitations/ Obstacles in the pursuit of the goals of Green Chemistry

(Lectures:5)

Unit 2:

Principles of Green Chemistry and Designing a Chemical synthesis

Twelve principles of Green Chemistry and their explanation with examples

Special emphasis on the following:

- Prevention of Waste/ by products; maximum incorporation of the materials used in the process into the final products, Environmental impact factor, waste or pollution prevention hierarchy
- Green metrics to assess greenness of a reaction, e.g. Atom Economy, calculation of atom economy of the rearrangement, addition, substitution and elimination reactions.
- Prevention/ minimization of hazardous/ toxic products reducing toxicity
- Risk = (function) hazard x exposure
- Designing safer chemicals with minimum toxicity yet has the ability to perform the desired functions
- Green solvents: super critical fluids with special reference to carbon dioxide, water as a solvent for organic reactions, ionic liquids, fluoruous biphasic solvent, PEG, solventless processes, solvents obtained from renewable resources and how to compare greenness of solvents
- Energy requirements for reactions – alternative sources of energy: use of microwaves, ultrasonic energy and photochemical energy
- Selection of starting materials; should be renewable rather than depleting, Illustrate with few examples such as biodiesel and polymers from renewable resources (such as green plastic)
- Avoidance of unnecessary derivatization – careful use of blocking/protecting groups
- Use of catalytic reagents (wherever possible) in preference to stoichiometric reagents; catalysis and green chemistry, comparison of heterogeneous and homogeneous catalysis, biocatalysis, asymmetric catalysis and photocatalysis.

- Design for degradation: A product should not persist after the commercial function is over e.g. soaps and detergents, pesticides and polymers
- Strengthening/ development of analytical techniques to prevent and minimize the generation of hazardous substances in chemical processes.
- Prevention of chemical accidents designing greener processes, inherent safer design, principle of ISD "What you don't have cannot harm you", greener alternative to Bhopal Gas Tragedy (safer route to carcarbaryl) and Flixiborough accident (safer route to cyclohexanol) subdivision of ISD, minimization, simplification, substitution, moderation and limitation.

(Lectures:25)

Unit 3:

Examples of Green Synthesis/ Reactions

- Green Synthesis of the following compounds: adipic acid, catechol, disodium iminodiacetate (alternative to Strecker synthesis).
- Green Reagents: Non-phosgene Isocyanate Synthesis, Selective Methylation using dimethylcarbonate.
- Microwave assisted solvent free synthesis of copper phthalocyanine
- Microwave assisted reactions in water: Hofmann Elimination, methyl benzoate to benzoic acid and Decarboxylation reaction
- Ultrasound assisted reactions: sonochemical Simmons-Smith Reaction (Ultrasonic alternative to Iodine)

(Lectures:10)

Unit 4:

Real world case studies based on the Presidential green chemistry awards of EPA

- Surfactants for Carbon Dioxide – replacing smog producing and ozone depleting solvents with CO₂ for precision cleaning and dry cleaning of garments.
- A new generation of environmentally advanced wood preservatives: Getting the chromium and Arsenic out of pressure treated wood.
- An efficient, green synthesis of a compostable and widely applicable plastic (polylactic acid) made from corn.
- Healthier Fats and oils by Green Chemistry: Enzymatic Inter esterification for production of No Trans-Fats and Oils.
- Development of Fully Recyclable Carpet: Cradle to Cradle Carpeting.
- Using a naturally occurring protein to stimulate plant growth, improve crop quality, increase yields, and suppress disease.

(Lectures:10)

Unit 5:

Future Trends in Green Chemistry

Oxidation reagents and catalysts; Biomimcry and green chemistry, Biomimetic, Multifunctional Reagents; mechanochemical and solvent free synthesis of inorganic complexes; co crystal controlled solid state synthesis (C²S³); Green chemistry in sustainable development.

(Lectures:10)

Practical:

(Credits: 2, Laboratory periods: 60)

Chemistry Lab- Green chemistry

Characterization by m. pt., U.V.-Visible spectroscopy, IR spectroscopy, and any other specific method should be done (wherever applicable).

Safer starting materials

1. Preparation and characterization of nanoparticles of gold using tea leaves/silver nanoparticles using plant extracts.

Using renewable resources

2. Preparation of biodiesel from waste cooking oil and characterization (TLC, pH, Solubility, Combustion Test, Density, Viscosity, Gel Formation at Low Temperature and IR can be provided).

Use of enzymes as catalysts

3. Benzoin condensation using Thiamine Hydrochloride as a catalyst instead of cyanide.

Alternative green solvents

4. Extraction of D-limonene from orange peel using liquid CO₂ prepared from dry ice.
5. Mechanochemical solvent free, solid–solid synthesis of azomethine using p- toluidine and o-vanillin/p-vanillin (various other combinations of primary amine and aldehyde can also be tried).

Alternative sources of energy

6. Solvent free, microwave assisted one pot synthesis of phthalocyanine complex of copper(II).
7. Photoreduction of benzophenone to benzopinacol in the presence of sunlight.

Reducing waste

8. Designing and conducting an experiment by utilizing the products and by products obtained in above preparations which become waste otherwise if not used. This is done by critical thinking and literature survey.

Some representative examples:

- Use of nanoparticles as catalyst for a reaction
- Benzoin converted into Benzil and Benzil into Benzilic acid by a green method
- Use of azomethine for complex formation
- Rearrangement reaction from Benzopinacol to Benzopinacolone
- Conversion of byproduct of biodiesel to a useful product
- Students should be taught to do spot tests for qualitative inorganic analysis for cations and anions, and qualitative organic analysis for preliminary test and functional group analysis.

References:

Theory:

1. Anastas, P.T.; Warner, J.C.(1998),**Green Chemistry, Theory and Practice**, Oxford University Press.
2. Lancaster, M.(2016),**Green Chemistry An Introductory Text**.2nd Edition, RSC Publishing.
3. Cann , M. C. ;Connely,M. E.(2000), **Real-World cases in Green Chemistry**, American Chemical Society, Washington.
4. Matlack, A.S.(2001),**Introduction to Green Chemistry**, Marcel Dekker.
5. Alhuwalia,V. K.; Kidwai, M.R.(2005),**New Trends in Green chemistry**, Anamalya Publishers.

Practical:

1. Kirchoff, M.; Ryan, M.A. (2002), **Greener approaches to undergraduate chemistry experiment**. American Chemical Society, Washington DC.
2. Sharma, R.K.; Sidhwani, I.T.; Chaudhari, M.K.(2013), **Green Chemistry Experiments: A monograph**, I.K. International Publishing House Pvt Ltd. New Delhi.
3. Pavia,D.L.; Lamponam, G.H.; Kriz, G.S.W. B.(2006),**Introduction to organic Laboratory Technique-A Microscale approach**,4th Edition, Brrooks-Cole Laboratory Series for Organic chemistry.
4. Wealth from Waste: A green method to produce biodiesel from waste cooking oil and generation of useful products from waste further generated. Indu Tucker Sidhwani et al. University of Delhi, Journal of Undergraduate Research and Innovation, Volume 1, Issue 1,February 2015, ISSN: 2395-2334.
5. Sidhwani, Tucker I.; Chowdhury, S. Greener alternatives to Qualitative Analysis for Cations without H₂S and other sulfur containing compounds, J. Chem. Educ. 2008, 85, 1099.
6. Sidhwani, Tucker I.; Chowdhury, S. et al., DU Journal of Undergraduate Research and Innovation, 2016, Volume 2, Issue 2, 70-79.
7. Dhingra, S., ;Angrish, C. Qualitative organic analysis: An efficient, safer, and economical approach to preliminary tests and functional group analysis. *Journal of Chemical Education*, 2011, 88(5), 649-651.

Additional References:

1. Cann , M. C.; Umile, T.P. (2008), **Real world cases in Green chemistry** Vol 11, American chemical Society,Washington.
2. Benyus,J. (1997),**Innovations Inspired by nature**,Harper collins.
3. Garay,A. L; Pichon, A.; James,S.L. Chem Soc Rev, 2007, 36,846-855.

Teaching Learning Process:

- Conventional chalk and board teaching
- Power point presentations
- Interactive sessions
- Literature survey and critical thinking to design to improve a traditional reaction and problem solving
- Visit to a green chemistry lab
- Some motivating short movies in green chemistry especially in bio mimicry

Assessment Methods:

- Presentation by students
- Class Test
- Written Assignment
- End Semester University Theory and Practical Exams

Keywords:

Green chemistry, Twelve principles of green chemistry, Atom economy, Waste minimization, Green metric, Green solvents, Solvent free, Catalyst, Bio-catalyst, Renewable energy sources, Hazardous, Renewable feedstock, Ionic liquids, Supercritical fluids, Inherent safer design, Green synthesis, Co-crystal controlled solid state synthesis, Sustainable development, Presidential green chemistry awards.

Course Code: CHEMISTRY –DSE-9

Course Title: Industrial Chemicals and Environment

Total Credits: 06

(Credits: Theory-04, Practical-02)

(Total Lectures: Theory- 60, Practical-60)

Objectives:

The objective of this course is to make students aware about the concepts of different gases and their industrial production, uses, storage and hazards. Manufacturing, applications, analysis and hazards of the Inorganic Chemicals, Preparation of Ultra-Pure metals for semiconducting technology, Air and Water pollution, control measures for Air and Water Pollutants, Catalyst and Biocatalyst, Energy and Environment.

Learning Outcomes:

By the end of this course students will be able to understand:

- The different toxic gases and their toxicity hazards
- Safe design systems for large scale production of industrial gases.
- Manufacturing processes, handling and storage of inorganic chemicals.
- Hazardous effects of the inorganic chemicals on human beings and vegetation.
- The requirement of ultra-pure metals for the semiconducting technologies
- Composition of air, various air pollutants, effects and control measures of air pollutants.
- Different sources of water, water quality parameters, impacts of water pollution, water treatment.
- Different industrial effluents and their treatment methods.
- Different sources of energy.
- Generation of nuclear waste and its disposal.
- Use of biocatalyst in chemical industries.

Unit 1:

Industrial Gases: Large scale production, uses storage and hazards in handling of the following gases: oxygen, nitrogen, argon, neon, helium, hydrogen, acetylene, carbon monoxide, chlorine, fluorine, and sulphur dioxide.

(Lectures: 6)

Unit 2:

Inorganic Chemicals: Manufacture, applications, analysis and hazards in handling the following chemicals: hydrochloric acid, nitric acid, sulphuric acid, caustic soda, borax, bleaching powder, sodium thiosulphate, hydrogen peroxide, potassium dichromate and potassium permanganate

(Lectures: 10)

Unit 3:

Industrial Metallurgy: Preparation of ultrapure metals for semiconductor technology.

(Lectures: 4)

Unit 4:

Environment and its segments:

Ecosystems. Biogeochemical cycles of carbon, nitrogen and sulphur.

Air Pollution: Major regions of atmosphere, chemical and photochemical reactions in atmosphere.

Air pollutants: types, sources, particle size and chemical nature; Photochemical smog: its constituents and photochemistry. Major sources of air pollution, Pollution by SO₂, CO₂, CO, NO_x, H₂S and other foul smelling gases, methods of estimation of CO, NO_x, SO_x and control procedures, Effects of air pollution on living organisms and vegetation

Greenhouse effect and Global warming, Environmental effects of ozone, Ozone depletion by oxides of nitrogen, chlorofluorocarbons and halogens, Air pollution control, Settling Chambers, Venturi Scrubbers, Cyclones, Electrostatic Precipitators (ESPs).

(Lectures:15)

Unit 5:

Water Pollution:

Hydrological cycle, water resources, aquatic ecosystems, Sources and nature of water pollutants, Techniques for measuring water pollution, Impacts of water pollution on hydrological cycle and ecosystems. Water purification methods. Effluent treatment plants (primary, secondary and tertiary treatment). Industrial effluents from the following industries and their treatment: electroplating, textile, tannery, dairy, petroleum and petrochemicals, agro fertilizer.

Sludge disposal. Industrial waste management, incineration of waste.

Water treatment and purification (reverse osmosis, electro dialysis, ion exchange).

Water quality parameters for wastewater, industrial water and domestic water.

(Lectures:15)

Unit 6:

Energy & Environment: Sources of energy: Coal, petrol and natural gas. Nuclear fusion / fission, solar, hydrogen, geothermal, tidal and hydel.

Nuclear Pollution: Disposal of nuclear waste, nuclear disaster and its management.

Biocatalysis: Introduction to biocatalysis: Importance in green chemistry and chemical industry.

(Lectures: 10)

Practical:

(Credits: 2, Laboratory periods: 60)

Chemistry Lab: Industrial Chemicals & Environment

1. Determination of dissolved oxygen in water.
2. Determination of Chemical Oxygen Demand (COD).
3. Determination of Biological Oxygen Demand (BOD).
4. Percentage of available chlorine in bleaching powder.
5. Measurement of chloride, sulphate and salinity of water samples by simple titration method (AgNO₃ and potassium chromate).
6. Estimation of total alkalinity of water samples (CO₃²⁻, HCO₃⁻) using double titration method.
7. Measurement of dissolved CO₂
8. Determination of hexavalent Chromium Cr(VI) concentration in tannery wastes/waste water sample using UV-Vis spectrophotometry technique.
9. Preparation of borax/ boric acid

References:

Theory

1. Manahan, S.E. (2017), **Environmental Chemistry**, CRC Press
2. Buchel, K.H.; Moretto, H.H.; Woditsch, P. (2003), **Industrial Inorganic Chemistry**, Wiley-VCH.
3. De, A.K. (2012), **Environmental Chemistry**, New Age International Pvt., Ltd.
4. Khopkar, S.M. (2010), **Environmental Pollution Analysis**, New Age International Publisher.

Practical

1. Vowles, P.D.; Connell, D.W. (1980), **Experiments in Environmental Chemistry: A Laboratory Manual**, Vol.4, Pergamon Series in Environmental Science.
2. Gopalan, R.; Anand, A.; Sugumar R.W. (2008), **A Laboratory Manual for Environmental Chemistry**, I. K. International.

Teaching Learning Process:

- Conventional chalk and board teaching,
- Visit to chemical industries to get information about the technologies, methods to check pollutants and its treatment.
- ICT enabled classes.
- Power point presentations.
- Interactive sessions.
- To get recent information through the internet.

Assessment Methods:

Assessment will be done on the basis of regular class test, presentations and assignments as a part of internal assessment during the course as per the curriculum. End semester university examination will be held for both theory and practical. In practical, assessment will be done based on continuous evaluation, performance in the experiment on the date of examination and viva voce.

Keywords:

Air pollution, Biocatalysis, Environment, Green chemistry, Industrial gases, Inorganic chemicals, Metals, Ultra pure metals, Sources of energy, Water pollution.

Course Code: CHEMISTRY –DSE-10

Course Title: Instrumental Methods of Chemical Analysis

Total Credits: 06

(Credits: Theory-04, Practical-02)

(Total Lectures: Theory- 60, Practical-60)

Objectives:

This course aims to provide knowledge on various spectroscopic techniques for chemical analysis along with the basic principles of instrumentation.

Learning Outcomes:

By the end of the course, the students will be able to:

- Handle analytical data
- Understand basic components of IR, FTIR, UV-Visible and Mass spectrometer.
- Interpret of IR, FTIR, UV-visible spectra and their applications.
- Understand the use of single and double beam instruments.
- Learn separations techniques like Chromatography.
- Learn elemental analysis, NMR spectroscopy, Electroanalytical Methods, Radiochemical Methods, X-ray analysis and electron spectroscopy.

Unit 1:

Introduction to analytical methods of data analysis

Treatment of analytical data, including error analysis. Classification of analytical methods and the types of instrumental methods. Consideration of electromagnetic radiations.

(Lectures: 4)

Unit 2:

Molecular spectroscopy

Infrared spectroscopy: Interaction of radiations with molecules: absorption and scattering. Means of excitation (light sources), separation of spectrum (wavelength dispersion, time resolution), detection of the signal (heat, differential detection), interpretation of spectrum (qualitative, mixtures, resolution), advantages of Fourier-Transform Infrared (FTIR) spectroscopy.

Applications: Issues of quality assurance and quality control, special problems for portable instrumentation and rapid detection.

(Lectures: 8)

Unit 3:

UV-Visible/ Near IR Spectroscopy

Emission, absorption, fluorescence and photoacoustic. Excitation sources (lasers, time resolution), wavelength dispersion (gratings, prisms, interference filters, laser, placement of sample relative to dispersion, resolution), Detection of signal (photocells, photomultipliers, diode arrays, sensitivity and S/N), Single and double beam instruments, Interpretation (quantification, mixtures, absorption vs. fluorescence and the use of time, photoacoustic, fluorescent tags).

(Lectures: 8)

Unit 4:

Separation techniques

Chromatography: Gas chromatography, liquid chromatography, Importance of column technology (packing, capillaries), Separation based on increasing number of factors (volatility, solubility, interactions with stationary phase, size, electrical field), Detection: simple vs. specific (gas and liquid), Detection as a means of further analysis (use of tags and coupling to IR and MS), Electrophoresis (plates and capillary) and use with DNA analysis. Immunoassays and DNA techniques.

(Lectures: 8)

Unit 5:

Mass spectroscopy

Making the gaseous molecule into an ion (electron impact, chemical ionization), Making liquids and solids into ions (electrospray, electrical discharge, laser desorption, fast atom bombardment), Separation of ions on basis of mass to charge ratio, Magnetic, Time of flight, Electric quadrupole. Resolution, time and multiple separations, detection and interpretation.

(Lectures: 8)

Unit 6:

Elemental analysis

Mass spectrometry (electrical discharges).

Atomic spectroscopy: Atomic absorption, atomic emission, and atomic fluorescence. Excitation and getting sample into gas phase (flames, electrical discharges, plasmas), wavelength separation and resolution (dependence on technique), detection of radiation (simultaneous/scanning, signal noise), interpretation (errors due to molecular and ionic species, matrix effects, other interferences).

(Lectures: 8)

NMR spectroscopy: Principle, Instrumentation, Factors affecting chemical shift, Spin-coupling, Applications.

(Lectures: 4)

Electroanalytical Methods: Potentiometry & Voltammetry.**(Lectures: 4)**

Radiochemical Methods.**(Lectures: 4)**

X-ray analysis and electron spectroscopy (surface analysis).**(Lectures: 4)**

Practical:

(Credits: 2, Laboratory periods: 60)

Chemistry Lab: Instrumental methods of chemical analysis

At least 10 experiments to be performed.

1. Determination of the isoelectric pH of a protein.
2. Titration curve of an amino acid.
3. Determination of the void volume of a gel filtration column.
4. Determination of a mixture of cobalt and nickel (UV-visible spectroscopy).
5. Study of electronic transitions in organic molecules (i.e., acetone in water).
6. IR absorption spectra (study of aldehydes and ketones).
7. Determination of calcium, iron, and copper in food by atomic absorption spectroscopy.
8. Quantitative analysis of mixtures by gas chromatography (i.e., chloroform and carbon tetrachloride).
9. Separation of carbohydrates by HPLC.
10. Determination of caffeine in beverages by HPLC.
11. Potentiometric titration of a chloride-iodide mixture.
12. Cyclic voltammetry of the ferrocyanide/ferricyanide couple.
13. Use of nuclear magnetic resonance instrument and to analyse the spectra of methanol and ethanol
14. Use of fluorescence to do "presumptive tests" to identify blood or other body fluids.

15. Use of “presumptive tests” for anthrax or cocaine.
16. Collection, preservation, and control of blood evidence being used for DNA testing.
17. Use of capillary electrophoresis with laser fluorescence detection for nuclear DNA (Y chromosome only or multiple chromosome).
18. Use of sequencing for the analysis of mitochondrial DNA.
19. Laboratory analysis to confirm anthrax or cocaine.
20. Detection in the field and confirmation in the laboratory of flammable accelerants or explosives.
21. Detection of illegal drugs or steroids in athletes.
22. Detection of pollutants or illegal dumping.
23. Fibre analysis.

References:

Theory:

1. Willard, H.H.; Merritt, L.L. Jr.; Dean, J.A.; Settle, F.A. Jr.(2004), **Instrumental methods of analysis**, 7th edition, CBS Publishers.
2. Christian, G.D.(2004),**Analytical Chemistry**, 6th Edition, John Wiley & Sons, New York.
3. Skoog, D.A.; Holler, F. J.; Crouch, S.(2006),**Principles of Instrumental Analysis**,Thomson Brooks/Cole.
4. Banwell, C.N. (2006),**Fundamentals of Molecular Spectroscopy**,Tata McGraw-Hill Education

Practical:

1. Skoog, D. A.; Holler, F. J.; Crouch, S.(2006),**Principles of Instrumental Analysis**, Cengage Learning.

Teaching Learning Process:

- Conventional chalk and board teaching,
- Class interactions and group discussions
- Power point presentation on important topics.

Assessment Methods:

Assessment will be done on the basis of regular class test, presentations and assignments as a part of internal assessment during the course as per the curriculum. End semester university examination will be held for both theory and practical. In practical, assessment will be done based on continuous evaluation, performance in the experiment on the date of examination and viva voce.

Keywords:

Analytical methods of data analysis, Infrared spectroscopy, UV-Visible spectroscopy, Chromatographic techniques, Mass spectra, Elemental analysis methods, NMR spectroscopy, Electroanalytical methods, Radiochemical methods, X-ray analysis, Electronic spectroscopy.

Course Code: CHEMISTRY –DSE-11

Course Title: Nanoscale Materials and Their Applications

Total Credits: 06

(Credits: Theory-04, Practical-02)

(Total Lectures: Theory- 60, Practical-60)

Objectives:

The aim of this course is to introduce materials at nanoscale, their preparation, characterization and applications.

Learning Outcomes:

By the end of the course, the students will be able to:

- Understand the concept of nanodimensions.
- Know the various methods of preparation of nanomaterials.
- Know the different characterization techniques used for the analysis of nanomaterials and understand the basic principle behind these techniques.
- Understand the optical and conducting properties of nanostructures.
- Appreciate the real life applications of nanomaterials.

Unit 1:

Introduction to nanodimensions

0D, 1D, 2D nanomaterials, Quantum Dots, Nanoparticles, Nanostructures (nanowires, thin films, nanorods), carbon nanostructures (carbon nanotubes, carbon nanofibers, fullerenes), Size Effects in nano systems, Quantum confinement and its consequences, Semiconductors. Band structure and band gap.

(Lectures: 10)

Unit 2:

Preparation of nanomaterials

Top down and Bottom up approach, Photolithography. Ball milling. Vacuum deposition. Physical vapor deposition (PVD), Chemical vapor deposition (CVD), Thermal decomposition, Chemical reduction, Sol-Gel synthesis, Hydrothermal synthesis, Spray pyrolysis, Electrochemical deposition, Pulsed Laser deposition.

(Lectures:8)

Unit 3:

Characterization techniques (*Basic working principles and interpretation of experimental data using these techniques need to be covered*)

UV-visible spectroscopy, X-ray diffraction (Powder and Single Crystal), Raman Spectroscopy, Scanning Electron Microscopy (SEM), Transmission Electron Microscopy (TEM), Energy Dispersive X-ray Spectroscopy (EDX), X-ray Photoelectron Spectroscopy (XPS), Atomic Force Microscopy (AFM), Scanning Tunneling Microscopy (STM), Dynamic light scattering (DLS), Brunauer-Emmett-Teller (BET) Surface area measurement and Thermogravimetric analysis (TG).

(Lectures:14)

Unit 4:

Optical Properties

Surface plasmon resonance, Excitons in direct and indirect band gap semiconductor nanocrystals. Radiative processes: General absorption, emission and luminescence (fluorescence and photoluminescence).

(Lectures:8)

Unit 5:

Conducting properties

Carrier transport in nanostructures. Tunneling and hopping conductivity. Defects and impurities: Deep level and surface defects.

(Lectures:6)

Unit 6:

Applications

Nanomaterials as Catalysts, semiconductor nanomaterials as photocatalysts, Nanocomposites as catalysts.

Carbon nanostructures as catalytic nanoreactors, metal and metal oxides confined inside carbon nanostructures, Nanowires and thin films for photonic devices (LEDs, solar cells, transistors).

(Lectures:14)

Practical:

(Credits: 2, Laboratory periods: 60)

Chemistry Lab: Nanoscale materials and their applications

At least 04 experiments from the following:

1. Synthesis of metal nanoparticles by chemical reduction method.
2. Synthesis of semiconductor nanoparticles.
3. Surface Plasmon study of metal nanoparticles by UV-Visible spectrophotometer.

4. XRD pattern of nanomaterials and estimation of particle size. (Students can be provided with XRD patterns of known materials and asked to interpret the data.)
5. To study the effect of size on color of nanomaterials.
6. To prepare composite of CNTs with other materials.
7. Growth of quantum dots by thermal evaporation.
8. Prepare a disc of ceramic of a compound using ball milling, pressing and sintering, and study its XRD.
9. Fabricate a thin film of nanoparticles by spin coating (or chemical route) and study transmittance spectra in UV-Visible region.

References:

1. West, A. R.(2014),**Solid State Chemistry and Its Application**, Wiley
2. Smart, L. E.; Moore, E. A.(2012),**Solid State Chemistry An Introduction**, CRC Press Taylor & Francis.
3. Rao, C. N. R.; Gopalakrishnan, J.(1997),**New Direction in Solid State Chemistry**, Cambridge University Press.
4. Poole, Jr.; Charles P.; Owens, Frank J.:(2003), **Introduction to Nanotechnology**, John Wiley and Sons.
5. Chattopadhyay, K.K.; Banerjee, A. N.(2009),**Introduction to Nanoscience and Technology**, PHI.

Teaching Learning Process:

Lectures, ICT enabled presentations and group discussions will be part of teaching learning process.

Assessment Methods:

Internal assessment will be through assignments, projects, presentation and class test. End semester examination will be for theory and practical.

Keywords:

Nanomaterials, Preparation, Characterization, Applications.

Course Code: CHEMISTRY –DSE-12

Course Title: Dissertation

Total Credits: 06

Objectives:

The Objective is to enable student to identify a problem in the field of chemistry and to carry out literature survey, design an experiment, perform experiment, analyse data and write a report.

Learning Outcomes:

By the end of the dissertation, the students will be able to;

- Do survey, study and cite published literature on a particular area of interest.
- Correlate the experimental observations with theoretical understanding.
- Interpret results, write a report and submit to the supervisor.
- Use laboratory resources judiciously.
- Work in a team under the supervision of a teacher.
- Develop scientific writing skills.

Content:

Unit 1: Identification of research problem

Unit 2: Survey of literature

Unit 3: Formulation of hypothesis, experimental design and methodology

Unit 4: Analysis of data and interpretation of results

Unit 5: Discussion and conclusion

Unit 6: Writing a project report

Assessment Methods:

The assessment will be through evaluation of the dissertation, presentation and viva voce involving external and internal examiners.

SKILL-ENHANCEMENT COURSES (SEC)

Course Code: CHEMISTRY –SEC-1

Course Title: IT Skills For Chemists

Total Credits: 04

(Credits: Theory-02, Practical-02)

(Total Lectures: Theory- 30, Practical-60)

Objectives:

The objective of this course is to introduce the students to fundamental mathematical techniques and basic computer skills that will help them in solving chemistry problems. It aims to make the students understand the concept of uncertainty and error in experimental data. It acquaints the students with different software for data tabulation, calculation, graph plotting, data analysis and document preparation.

Learning Outcomes:

By the end of the course, the students will be able to:

- Become familiar with the use of computers
- Use software for tabulating data, plotting graphs and charts, carry out statistical analysis of the data.
- Solve chemistry problems and simulate graphs.
- Prepare documents that will incorporate chemical structure, chemical equations, mathematical expressions from chemistry.

Unit 1:

Mathematics

Fundamentals, mathematical functions, polynomial expressions, logarithms, the exponential function, units of a measurement, interconversion of units, constants and variables, equation of a straight line, plotting graphs.

Uncertainty in experimental techniques: Displaying uncertainties, measurements in chemistry, decimal places, significant figures, combining quantities.

Uncertainty in measurement: types of uncertainties, combining uncertainties. Statistical treatment. Mean, standard deviation, relative error. Data reduction and the propagation of errors. Graphical and numerical data reduction. Numerical curve fitting: the method of least squares (regression).

Algebraic operations on real scalar variables (e.g. manipulation of van der Waals equation in different forms). Roots of quadratic equations analytically and iteratively (e.g. pH of a weak acid). Numerical methods of finding roots (Newton-Raphson, binary –bisection, e.g. pH of a weak acid not ignoring the ionization of water, volume of a van der Waals gas, equilibrium constant expressions).

Differential calculus: The tangent line and the derivative of a function, numerical differentiation (e.g., change in pressure for small change in volume of a van der Waals gas, potentiometric titrations).

Numerical integration (Trapezoidal and Simpson's rule, e.g. entropy/enthalpy change from heat capacity data).

(Lectures: 10)

Unit 2:

Introductory writing activities: Introduction to word processor and structure drawing (ChemSketch) software. Incorporating chemical structures, chemical equations, expressions from chemistry (e.g. Maxwell-Boltzmann distribution law, Bragg's law, van der Waals equation, etc.) into word processing documents.

(Lectures: 4)

Unit 3:

Handling numeric data: Spreadsheet software (Excel/ LibreOffice Calc), creating a spreadsheet, entering and formatting information, basic functions and formulae, creating charts, tables and graphs Incorporating tables and graphs into word processing documents. Simple calculations, plotting graphs using a spreadsheet (Planck's distribution law, radial distribution curves for hydrogenic orbitals, gas kinetic theory- Maxwell-Boltzmann distribution curves as function of temperature and molecular weight), spectral data, pressure-volume curves of van der Waals gas (van der Waals isotherms), data from phase equilibria studies. Graphical solution of equations

(Lectures: 6)

Unit 4:

Numeric modelling: Simulation of pH metric titration curves. Excel functions LINEST and Least Squares. Numerical curve fitting, linear regression (rate constants from concentration- time data, molar extinction coefficients from absorbance data), numerical differentiation (e.g. handling data from potentiometric and pH metric titrations, pKa of weak acid), integration (e.g. entropy/enthalpy change from heat capacity data)

(Lectures: 6)

Unit 5:

Statistical analysis: Gaussian distribution and Errors in measurements and their effect on data sets. Descriptive statistics using Excel. Statistical significance testing: The t test. The F test. Presentation graphics.

(Lectures: 4)

Practical:

(Credits: 2, Laboratory periods: 60)

1. Plotting graphs using a spreadsheet
 - i. Planck's distribution law
 - ii. Radial distribution curves for hydrogenic orbitals,
 - iii. Maxwell-Boltzmann distribution curves as function of temperature and molecular weight
 - iv. van der Waals isotherms
 - v. Data from phase equilibria studies
2. Calculations using spreadsheet
 - vi. Rate constants from concentration- time data
 - vii. Molar extinction coefficients from absorbance data
 - viii. Numerical differentiation (e.g. handling data from potentiometric and pH metric titrations)
 - ix. pKa of weak acid
3. Preparing a word processing document having tables, chemical structures and chemical equations

References:

1. McQuarrie, D.A. (2008), **Mathematics for Physical Chemistry** University Science Books.
2. Steiner, E.(2008),**The Chemical Maths Book** Oxford University Press.
3. Yates, P.(2007),**Chemical calculations**, CRC Press.
4. Harris,D.C.(2007),**Quantitative Chemical Analysis**. Freeman, Chapters 3-5.
5. Levie, R. de. (2001), **How to use Excel in analytical chemistry and in general scientific data analysis**, Cambridge Univ. Press.
6. Venit, S.M. (1996),**Programming in BASIC: Problem solving with structure and style**. Jaico Publishing House.

Teaching Learning Process:

This course has major components of hands on exercises. The teaching learning process will require conventional teaching along with hands on exercise on computers.

Assessment Methods:

Assessment on solving chemistry related problems using spreadsheet.
Presentation on documentation preparation on any chemistry topic involving tables and graphs
Semester end practical and theory examination

Keywords:

Uncertainty in measurements, roots of quadratic and polynomial equations, Newton Raphson's method, binary bisection, numerical integration, trapezoidal rule, Simpson's rule, differential calculus, least square curve fitting method, Spreadsheet, charts, tables, graphs, LINEST, t-test, F-test.

Course Code: CHEMISTRY –SEC-2

Course Title: Basic Analytical Chemistry

Total Credits: 04

(Credits: Theory-02, Practical-02)

(Total Lectures: Theory- 30, Practical-60)

Objectives:

The objective of this course is to make students aware about the importance and the concepts of chemical analysis of water and soil, using separation techniques like chromatography and instrumentation techniques like flame photometry and spectrophotometry.

Learning Outcomes:

By the end of this course, students will be able to:

- Handle analytical data
- Determine composition and pH of soil, which can be useful in agriculture
- Do quantitative analysis of metal ions in water
- Separate mixtures using separation techniques
- Estimate macro nutrients using Flame photometry

Unit 1:

Introduction

Introduction to analytical chemistry and its interdisciplinary nature, Concept of sampling. Importance of accuracy, precision and sources of error in analytical measurements. Significant figures. Presentation of experimental data and results.

(Lectures: 6)

Unit 2:

Analysis of soil

Composition of soil, concept of pH and its measurement, complexometric titrations, chelation, chelating agents, use of indicators.

(Lectures: 8)

Unit 3:

Analysis of water:

Definition of pure water, sources responsible for contaminating water, water sampling methods, water purification methods.

(Lectures:8)

Unit 4:

Chromatography

Definition and general introduction on principles of chromatography. Paper chromatography, thin layer chromatography, Column chromatography and ion-exchange chromatography.

(Lectures: 8)

Practical:

(Credits: 2, Laboratory periods: 60)

Chemistry Lab-Basic analytical chemistry

1. Determination of pH of soil samples.
2. Estimation of Calcium and Magnesium ions as Calcium carbonate by complexometric titration.
3. Determination of pH, acidity and alkalinity of a water sample.
4. Determination of dissolved oxygen (DO) of a water sample.
5. Paper chromatographic separation of mixture of metal ion (Ni^{2+} and Co^{2+}).
6. To study the use of phenolphthalein in trap cases.
7. To analyze arson accelerants.
8. To carry out analysis of gasoline.
9. Estimation of macro-nutrients: Potassium, calcium and magnesium in soil samples by flame photometry.
10. Spectrophotometric determination of Iron in vitamin / dietary tablets.
11. Spectrophotometric identification and determination of caffeine and benzoic acid in soft drink.
12. Determination of ion exchange capacity of anion / cation exchange resin (using batch procedure if use of column is not feasible).

References:

1. Christian, G.D. (2004), **Analytical Chemistry**, John Wiley & Sons.
2. Harris, D. C. (2007), **Exploring Chemical Analysis**, W.H. Freeman and Co.

3. Skoog, D.A.; Holler F.J.; Nieman, T.A. (2005), **Principles of Instrumental Analysis**, Thomson Asia Pvt. Ltd.
4. Svehla, G. (1996), **Vogel's Qualitative Inorganic Analysis**, Prentice Hall.
5. Mendham, J.; Denney, R.C.; Barnes, J.D.; Thomas, M.J.K. (2007), **Vogel's Quantitative Chemical Analysis**, 6th Edition, Prentice Hall.

Teaching Learning Process:

- Conventional chalk and board teaching,
- Class room interactions and group discussions
- Lab demonstrations and experiments after completion of theory part
- ICT enabled classes

Assessment Methods:

Assessment will be done on the basis of regular class test, presentations and assignments as a part of internal assessment during the course as per the curriculum. End semester university examination will be held for both theory and practical. In practical, assessment will be done based on continuous evaluation, performance in the experiment on the date of examination and viva voce.

Keywords:

Analytical chemistry, Sampling, Accuracy, Precision, Significant figures, Soil analysis, Analysis of water, Chromatography, Ion exchange chromatography, Flame photometry.

Course Code: CHEMISTRY –SEC-3

Course Title: Chemical Technology and Society

Total Credits: 04

(Credits: Theory-04)

(Total Lectures: Theory- 60)

Objectives:

This course will help students to connect chemical technology for societal benefits. It would fulfil the gap between academia and industries.

Learning Outcomes:

By the end of the course, the students will be able to:

- Understand the use of basic chemistry to chemical engineering
- Learn and use various chemical technology used in industries
- Develop scientific solutions for societal needs

Chemical Technology

Basic principles of distillation, solvent extraction, solid-liquid leaching and liquid-liquid extraction, separation by absorption and adsorption. An introduction into the scope of different types of equipment needed in chemical technology, including reactors, distillation columns, extruders, pumps, mills, emulgators. Scaling up operations in chemical industry. Introduction to clean technology.

Society

Exploration of societal and technological issues from a chemical perspective. Chemical and scientific literacy as a means to better understand topics like air and water (and the trace materials found in them that are referred to as pollutants).

Sources of energy

Coal, petrol and natural gas. Nuclear fusion / fission, solar, hydrogen, geothermal, tidal and hydel.

Properties of Polymers (Physical, thermal, Flow & Mechanical Properties)

Brief introduction to preparation, structure, properties and application of the following polymers: polyolefins, polystyrene and styrene copolymers, poly(vinyl chloride) and related polymers, poly(vinyl acetate) and related polymers, acrylic polymers, fluoro polymers, polyamides and related polymers. Phenol formaldehyde resins (Bakelite, Novolac), polyurethanes, silicone polymers, polydienes, Polycarbonates, Conducting Polymers, [polyacetylene, polyaniline, poly(p-phenylene sulphide), polypyrrole, polythiophene].

Natural Polymers

Structure, properties and applications of shellac, lignin, starch, nucleic acids and proteins.

Basics of drug synthesis

Application of genetic engineering

References:

1. Hill, J.W.; McCreary, T.W.; Kolb, D.K. (2013), **Chemistry for changing times**, Pearson.

Teaching Learning Process:

- Lectures using teaching aid (chalk/power point/videos)
- Group discussion
- Presentations
- Advise to students to prepare a report on technological applications
- Visit to nearby industries
- Invite people of industries for interaction with students

Assessment Methods:

- Graded assignments
- Conventional class tests
- Class seminars by students on course topics with a view to strengthening the content through width and depth

- Quizzes
- End semester university examination.

Keywords:

Chemical Technology; Society; Energy; Polymer; Pollutants.

Course Code: CHEMISTRY –SEC-4

Course Title: Chemoinformatics

Total Credits: 04

(Credits: Theory-02, Practicals-02)

(Total Lectures: Theory- 30, Practicals-60)

Objectives:

The aim of the course is to introduce the students to computational drug design through structure-activity relationship, QSAR and combinatorial chemistry. The students will learn about the target analysis, virtual screening for lead discovery, structure based and ligand based design method and the use of computational techniques, library preparation and data handling.

Learning Outcomes:

By the end of the course, the students will be able to:

- Have a comprehensive understanding of drug discovery process and techniques including structure-activity relationship, quantitative structure activity relationship and the use of chemoinformatics in this, including molecular modelling and docking studies.
- Appreciate role of modern computation techniques in the drug discovery process and perform their own modelling studies.

Unit 1:

Introduction to Chemoinformatics: History and evolution of chemoinformatics, Use of chemoinformatics, Prospects of chemoinformatics, Molecular modelling and structure elucidation.

(Lectures: 2)

Unit 2:

Representation of molecules and chemical reactions: Nomenclature, Different types of notations, SMILES coding, Matrix representations, Structure of Molfiles and Sdfiles, Libraries and toolkits, Different electronic effects, Reaction classification.

(Lectures: 2)

Unit 3:

Searching chemical structures: Full structure search, sub-structure search, basic ideas, similarity search, three dimensional search methods, basics of computation of physical and chemical data and structure descriptors, data visualization.

(Lectures: 6)

Unit 4:

Applications: Prediction of Properties of Compounds; Linear Free Energy Relations; Quantitative Structure-Property Relations; Descriptor Analysis; Model Building; Modeling Toxicity.

(Lectures: 6)

Unit 5:

Structure-Spectra correlations; Prediction of NMR, IR and Mass spectra; Computer Assisted Structure elucidations; Computer Assisted Synthesis Design

(Lectures: 6)

Unit 6:

Introduction to drug design; Target Identification and Validation; Lead Finding and Optimization; Analysis of HTS data; Virtual Screening; Design of Combinatorial Libraries; Ligand-Based and Structure Based Drug design; Application of Chemoinformatics in Drug Design.

(Lectures: 8)

Practical:

(Credits: 2, Laboratory periods: 60)

1. Overview of Rational Drug Design, Ligands and Targets
2. In silico representation of chemical information
 - i. CIF IUCr Crystallographic Information Framework
 - ii. CML Chemical Markup Language
 - iii. SMILES -- Simplified Molecular Input Line Entry Specification
 - iv. InChi -- IUPAC International Chemical Identifier
 - v. Other representations
3. Chemical Databases and Data Mining
 - i. Cambridge Structural Database CCDC CSD
 - ii. Crystallographic Open Database COD
 - iii. Protein Data Bank PDB Ligand Explorer
 - iv. Chemspider
 - v. Other Data Bases

4. Molecular Drawing and Interactive Visualization

- i. ChemDraw
- ii. MarvinSketch
- iii. ORTEP
- iv. Chimera, RasMol, PyMol

5. Computer-Aided Drug Design Tools

- i. Molecular Modeling Tools
- ii. Structural Homology Modeling Tools
- iii. Docking Tools and Screening Tools
- iv. Other tools

6. Building a Ligand

- i. Building ab initio
- ii. Building from similar ligands
- iii. Building with a known macromolecular target
- iv. Building without a known macromolecular target
- v. Computational assessment of activity and toxicity and drugability.

References:

1. Leach, A. R.; Gillet, V. J. (2007), **An introduction to Chemoinformatics**, Springer.
2. Gasteiger, J.; Engel, T. (2003), **Chemoinformatics: A text-book**. Wiley-VCH.
3. Gupta, S. P. (2011), **QSAR & Molecular Modeling**. Anamaya Pub.
4. Gasteiger, J. **Handbook of cheminformatics: from data to knowledge in 4 volumes**, Wiley.

Additional Resources:

1. Jürgen, B. (2004), **Chemoinformatics Concepts, Methods, and Tools for Drug Discovery**, Springer

Teaching Learning Process:

The course aims to introduce students to different cheminformatics methods and its use in drug research through practicals. It is a rather new discipline of science. It concerns with the applications of computer to solving the chemistry problems related to drug designing and drug discovery.

The course will give emphasis on active learning in students through a combination of lectures, tutorials and practical sessions. The underlying principles will be explained in lectures and the practicals will establish the understanding of these principles through applications to drug research.

Assessment Methods:

- Formative assessment supporting student learning in Cheminformatics practicals
- Summative assessment
- Review of a case study
- Exercise based on SAR and QSAR-Report
- Practical exam of five hours

Keywords:

Cheminformatics, Virtual Chemical Library, Virtual Screening, SAR-QSAR, Drug Design lead discovery.

Course Code: CHEMISTRY –SEC-5

Course Title: Business Skills for Chemists

Total Credits: 04

(Credits: Theory-04)

(Total Lecture: Theory-60)

Objectives:

The objective of this course is to enhance the business and entrepreneurial skills of undergraduate chemistry students and improve their employment prospects. The course will orient the students to understand the Industry linkage with chemistry, challenges and business opportunities. It will expose the students to the concepts of intellectual property rights, patents and commercialisation of innovations.

Learning Outcomes:

By the end of this course, students will be able to:

1. Learn basics skills of of business and project management.
2. Understand the process of product development and business planning that includes environmental compliancy.
3. Learn the process by which technical innovations are conceived and converted into successful business ventures.
4. Understand the intellectual property rights and patents which drive business viability and commercialization of innovation.
5. Relate to the importance of chemistry in daily life, along with the employment and business opportunities. They will effectively use the skills to contribute towards the well-being of the society and derive commercial value.

Unit 1:

Chemistry in industry

Current challenges and opportunities for the chemistry based industries.

Role of chemistry in India and global economies.

Chemistry based products in the market.

(Lectures: 10)

Unit 2:

Business Basics

Key business concepts, Business plans, Market need, Project management, Routes to market, Concept of entrepreneurship

(Lectures: 12)

Unit 3:

Project Management

Different stages of a project:

- Ideation
- Bench work
- Pilot trial
- Production
- Promotion/ Marketing

(Lectures: 10)

Unit 4:

Commercial Realisation and Case Studies

- Commercialisation
- Case study of Successful business ideas in chemistry
- Case study of Innovations in chemistry
- Financial aspects of business with case studies

(Lectures: 10)

Unit 5:

Intellectual Property Rights

Introduction to IPR & Patents

(Lectures: 6)

Unit 6:

Environmental Hazards

Industries involving hazardous chemicals. Importance of development of cost-effective alternative technology. Environmental ethics.

(Lectures: 12)

Students can be taken for industrial visits for practical knowledge and experience.

Group of 4-5 students may be asked to prepare business plan based on some innovative ideas and submit as a project / presentation discussing its complete execution.

References:

1. www.rsc.org
2. Nwaeke, L.I.(2002),**Business Concepts and Perspectives**, Springfield Publishers.
3. Silva, T. D. (2013),**Essential Management Skills for Pharmacy and Business Managers**, CRC Press.

Teaching Learning Process:

- Class room teaching board method or power point presentations
- Class room interactions and group discussions
- Through videos and online sources
- Visit to chemical industries for real understanding of whole process

Assessment Methods:

- Written examination and class tests
- Oral presentation of project proposal along with written assignment.

Keywords:

Business skills, Chemical industry, Entrepreneurship, Project management, Intellectual property rights, Environmental ethics.

Course Code: CHEMISTRY –SEC-6

Course Title: Intellectual Property Rights

Total Credits: 04

(Total Lectures: Theory-60)

Objectives:

The course aims to give insights into the basics of the Intellectual Property (IP) and in its wider purview it encompasses intricacies relating to IP. This course is designed to introduce a learning platform to those who may be involved in the making and creation of various forms of IP, besides the effective management of IPR of other creators. The course may also provide cursory understanding of the overall IP ecosystem in the country.

Learning Outcomes:

At the end of this course, students will be able to:

- Learn theoretical concepts of evolution of Intellectual Property Laws, and to differentiate between the different kinds of IP.

- Know the existing legal framework relating to IP in India.
- Comprehend the value of IP and its importance in their respective domains.
- This course may motivate the students to make their career in multifaceted field of intellectual property rights.

Unit 1:

Introduction

Basic concept of Intellectual Property, Rationale behind Intellectual Property, Justifications for protection of IP, IPR and Economic Development, Major International Instruments relating to the protection of IP. The World Intellectual Property Organization (WIPO), WTO and TRIPS Agreement.

(Lectures: 8)

Unit 2:

Copyright and Related rights

Introduction to copyright and its relevance, subject matter and conditions of protection, ownership and term of copyright, rights under copyright law, infringement of copyright and remedies, exceptions to infringement/ public rights.

(Lectures: 10)

Unit 3:

Patents

Introduction, Criteria for obtaining patents, Patentable subject matter, Non patentable inventions, Procedure for registration, Term of patent and Rights of patentee, Patent Cooperation Treaty & International registration, Basic concept of Compulsory license and Government use of patent, Infringement of patents and remedies, Software patents and importance for India, Utility model & patent, Trade secrets and know-how agreement, Traditional Knowledge and efforts of Indian Govt. for its protection.

(Lectures: 15)

Unit 4:

Trade Marks

Meaning of mark and Trademark, Categories of Trademark: Service Mark, Certification Mark, Collective Mark, Well known Mark and Non-conventional Mark, Criteria for registrability of trademark: Distinctiveness & non- deceptiveness, A good Trade Mark & its functions, Procedure for registration and Term of protection, Grounds for refusal of trademark registration, Assignment and licensing of marks (Character merchandising), Infringement and Passing Off, Salient Features of Indian Trade Mark Act,1999.

(Lectures: 8)

Unit 5:

Designs, GI and Plant Varieties Protection

Designs: Meaning of design protection, Concept of original design, Registration & Term of protection, Copyright in Designs.

Geographical Indication: Meaning of GI, Difference between GI and Trade Marks, Registration of GI, Term & implications of registration, Concept of Authorized user, Homonymous GI

Plant Variety Protection and Farmer's Right: Meaning, Criteria of protection, Procedure for registration, effect of registration and term of Protection, Benefit Sharing and Farmer's rights

(Lectures: 12)

Unit 6:

Enforcement and Protection

Enforcement of Intellectual Property Rights: Counterfeiting and Piracy, Understanding Enforcement of IP and Enforcing IPRs, Enforcement under TRIPS Agreement, Role of Customs and Police in IPR Protection

(Lectures: 7)

Practical:

No Practical as such. However, students may be asked to prepare a project on different topics of IPR and present them before the class.

References:

1. Pandey, N.; Dhama, K. (2014), **Intellectual Property Rights**, PHI Learning Pvt. Ltd.
2. Acharya, N.K. (2001), **Text Book of Intellectual Property Rights**, Asia Law House.
3. Ganguli, P. (2001), **Intellectual Property Rights: unleashing the knowledge economy**. Tata McGraw Hill.

Additional Resources:

1. <https://www.wipo.int>
2. Ahuja, V.K. (2017), **Law Relating to Intellectual Property Rights**, Lexis Nexis.
3. Wadehra, B.L. (2000), **Law Relating to Patents, Trade Marks, Copyright, Designs & Geographical Indications**. Universal law Publishing Pvt. Ltd..
4. Journal of Intellectual Property Rights (JIPR); NISCAIR (CSIR).

Teaching Learning Process:

This course must be taught through lecture in class and by invited talks of experts. The students must visit the nearby intellectual property office or some law firm to have an idea of the way the work is being done there.

Assessment Methods:

The course is designed to be completed in 60 periods. The internal assessment shall be 25% (Class Test 10%, Assignment/project presentation 10% and attendance 5%) and the semester exam at the end of semester shall be 75%.

Keywords:

Intellectual Property, IP Laws, Patents, Copyright, Trademark, WIPO.

Course Code: CHEMISTRY –SEC-7

Course Title: Analytical Clinical Biochemistry

Total Credits: 04

(Credits: Theory-02, Practical-02)

(Total Lectures: Theory- 30, Practical-60)

Objectives:

The objective of this course is to deliver information about biochemically significant features of the proteins, enzymes, nucleic acids and lipids, using suitable examples. This includes classification, properties and biological importance of biomolecules. The course provides an overview of drug receptor interaction and Structure Activity Relation (SAR) studies. It will introduce the students to the concept of genetic code and concept of heredity. Key emphasis is placed on understanding the basic principles that govern the biological functions of biomolecules.

Learning Outcomes:

By the end of the course, the students will be able to:

- Understand and establish how the structure of biomolecules determines their reactivity and biological uses.
- Understand the basic principles of drug-receptor interaction and structure activity relation (SAR).
- Gain an insight into concept of heredity through biological processes like replication, transcription and translation.
- Demonstrate an understanding of the biochemistry of diseases.
- Understand the application of chemistry in biological systems.

Unit 1:

Metabolism

Biological importance of carbohydrates and proteins, Introduction to metabolism (catabolism, anabolism), ATP: the universal currency of cellular energy, outline of catabolic pathways of fats, proteins and carbohydrate-glycolysis, alcoholic and lactic acid fermentation, Krebs cycle.

(Lectures: 4)

Unit 2:

Enzymes

Nomenclature, classification, Characterisation, Mechanism of enzyme action, factors affecting enzyme action, Coenzymes and cofactors and their role in biological reactions, Specificity of enzyme action (Including stereospecificity), Enzyme inhibitors and their importance, Introduction to biocatalysis: Importance in —green chemistry and chemical industry. Drug action-receptor theory. Structure – activity relationships of drug molecules, binding role of –OH group, -NH₂ group, double bond and aromatic ring.

(Lectures: 8)

Unit 3:

Lipids

Classification. Biological importance of triglycerides and phosphoglycerides and cholesterol; Liposomes and their biological functions and underlying applications, Lipoproteins. Properties, functions and biochemical functions of steroid hormones and peptide hormones

(Lectures: 6)

Unit 4:

Nucleic Acids

Components of nucleic acids: adenine, guanine, thymine and cytosine (structure only), other components of nucleic acids, nucleosides and nucleotides (numbering), structure of DNA (Watson-Crick model) and RNA (types of RNA), genetic code, biological roles of DNA and RNA: replication, transcription and translation.

(Lectures: 6)

Unit 5:

Biochemistry of disease

A diagnostic approach by blood/ urine analysis, Blood: composition and functions of blood, blood coagulation. Blood collection and preservation of samples, Anaemia, Urine: Collection and preservation of samples. Formation of urine. Composition and estimation of constituents of normal and pathological urine. Regulation, estimation and interpretation of data for blood sugar, urea, creatinine, cholesterol and bilirubin.

(Lectures: 6)

Practical:

(Credits: 2, Laboratory periods: 60)

Chemistry Lab: Analytical clinical biochemistry

1. Proteins-Qualitative tests
2. Lipids – qualitative Tests.
3. Determination of the iodine number of oil.
4. Determination of the saponification number of oil.
5. Determination of acid value of fats and oils.
6. Determination of cholesterol using Liebermann- Burchard reaction.
7. Estimation of DNA by diphenylamine reaction
8. Determination of amount of protein using Lowry's method.
9. Determination of enzyme activity

References:

Theory:

1. Devlin, T.M. (2010), **Textbook of Biochemistry with Clinical Correlation**, Wiley.
2. Berg, J. M.; Tymoczko, J. L.; Stryer, L. (2002), **Biochemistry**, W. H. Freeman.
3. Satyanarayana, U.; Chakrapani, U. (2017), **Fundamentals of Biochemistry**, Books and Allied (P) Ltd.
4. Lehninger, A.L; Nelson, D.L; Cox, M.M. (2009), **Principles of Biochemistry**, W. H. Freeman.
5. Finar, I. L. **Organic Chemistry** (Volume 1 & 2), Dorling Kindersley (India) Pvt. Ltd. (Pearson Education).

Practical:

1. Dean, J.R.; Jones, A.M.; Holmes, D; Reed, R.; Jones, A.Weyers, J. (2011), **Practical skills in chemistry**, Prentice-Hall.
2. Wilson, K.; Walker, J. (2000), **Principles and techniques of practical biochemistry**, Cambridge University Press.
3. Gowenlock. A.H. (1988), **Varley's Practical Clinical Biochemistry**, CRC Press.

Teaching Learning Process:

- The teaching learning process will involve the traditional chalk and black board method.
- Certain topics like Mechanism of enzyme action, drug receptor theory, transcription and translation, SAR etc. where traditional chalk and talk method may not be able to convey the concept, are taught through audio-visual aids.
- Students are encouraged to participate actively in the classroom through regular presentations on curriculum based topics.
- As the best way to learn something is to do it yourself, practicals are planned in such a way so as to reinforce the topics covered in theory.

Assessment Methods:

Assessment will be done on the basis of regular class test, presentations and assignments as a part of internal assessment during the course as per the curriculum. End semester university examination will be held for both theory and practical. In practical, assessment will be done based on continuous evaluation, performance in the experiment on the date of examination and viva voce.

Keywords:

Metabolism, Enzymes, Mechanism of enzyme action and Inhibition, Structure activity relation (SAR), Drug Receptor Theory, Biocatalysis, Lipids and their biological functions, Nucleic acids and concept of heredity, Biochemistry of diseases.

Course Code: CHEMISTRY –SEC-8

Course Title: Green Methods in Chemistry

Total Credits: 04

(Credits: Theory-02, Practicals-02)

(Total Lectures: Theory- 30, Practicals-60)

Objectives:

- To inspire the students about the chemistry which is good for human health and environment.
- To evaluate suitable technologies for the remediation of hazardous substances.
- To make students aware of how chemical processes can be designed, developed and run in a sustainable way.
- To acquire the knowledge of the twelve principles of green chemistry and how to apply in green synthesis.
- To make students aware about the benefits of using green chemistry.
- To have the idea of Biocatalytic Process—Conversion of Biomass into chemicals.

Learning Outcomes:

By the end of this course, students will be able to:

- Get idea of toxicology, environmental law, energy and the environment
- Think to design and develop materials and processes that reduce the use and generation of hazardous substances in industry.
- Think of chemical methods for recovering metals from used electronics materials.
- Get ideas of innovative approaches to environmental and societal challenges.
- Know how chemicals can have an adverse/potentially damaging effect on human and vegetation.
- Critically analyse the existing traditional chemical pathways and processes and creatively think about bringing environmentally benign reformations in these protocols.
- Convert biomass into valuable chemicals through green technologies.

Unit 1:

Introduction

- Definition of green chemistry and how it is different from conventional chemistry and environmental chemistry.
- Need of green chemistry
- Importance of green chemistry in- daily life, Industries and solving human health problems (four examples each).
- A brief study of Green Chemistry Challenge Awards (Introduction, award categories and study about five last recent awards).

(Lectures:8)

Unit 2:

Twelve Principles of Green Chemistry

The twelve principles of the Green Chemistry with their explanations

Special emphasis on the following:

- Prevention of waste / byproducts, pollution prevention hierarchy.
- Green metrics to assess greenness of a reaction: environmental impact factor, atom economy and calculation of atom economy.
- Green solvents-supercritical fluids, water as a solvent for organic reactions, ionic liquids, solvent less reactions, solvents obtained from renewable sources.
- Catalysis and green chemistry- comparison of heterogeneous and homogeneous catalysis, biocatalysis, asymmetric catalysis and photocatalysis.
- Green energy and sustainability.
- Real-time analysis for pollution prevention.
- Prevention of chemical accidents, designing greener processes, inherent safer design, principle of ISD "What you don't have cannot harm you", greener alternative to Bhopal Gas Tragedy (safer route to carcarbaryl) and Flixiborough accident (safer route to cyclohexanol) subdivision of ISD, minimization, simplification, substitution, moderation and limitation.

(Lectures:14)

Unit 3:

The following Real-world Cases in green chemistry should be discussed:

Surfactants for carbon dioxide – replacing smog producing and ozone depleting solvents with CO₂ for precision cleaning and dry cleaning of garments.

Designing of environmentally safe marine antifoulant.

Rightfit pigment: Synthetic azo pigments to replace toxic organic and inorganic pigments.

An efficient, green synthesis of a compostable and widely applicable plastic (polylactic acid) made from corn. (Lectures:8)

Practical:

(Credits: 2, Laboratory periods: 60)

Chemistry Lab- Green methods in chemistry

Characterization by m. pt.; U.V.-Visible spectroscopy, IR spectroscopy, and any other specific method should be done (wherever applicable).

1. Preparation and characterization of nanoparticles of gold using tea leaves/ silver nanoparticles using plant extracts.
2. Preparation and characterization of biodiesel from vegetable oil preferably waste cooking oil.
3. Extraction of D-limonene from orange peel using liquid CO₂ prepared from dry ice.
4. Mechanochemical solvent free, solid-solid synthesis of azomethine using p-toluidine and o-vanillin (various other combinations of primary amine and aldehyde can also be tried).
5. Solvent free, microwave assisted one pot synthesis of phthalocyanine complex of copper(II).
6. Designing and conducting an experiment by utilizing the products and by-products obtained in above preparations which become waste otherwise if not used. This is done by critical thinking and literature survey.

Some representative examples:

7. Use of nanoparticles as catalyst for a reaction.
8. Use of azomethine for complex formation.
9. Conversion of byproduct of biodiesel to a useful product.

References:

Theory:

1. Anastas, P.T.; Warner, J.C.(1998), **Green Chemistry, Theory and Practice**, Oxford University Press.
2. Lancaster, M.(2016),**Green Chemistry An Introductory Text**.2nd Edition, RSC Publishing.
3. Cann , M. C.; Umile, T.P. (2008), **Real world cases in Green chemistry** Vol 11, American chemical Society,Washington.
4. Matlack, A.S.(2001),**Introduction to Green Chemistry**, Marcel Dekker.
5. Ryan, M.A.; Tinneland, M. (2002), **Introduction to Green Chemistry** (Ed), American Chemical Society, Washington DC.

Practical:

1. Kirchoff, M.; Ryan, M.A. (2002), **Greener approaches to undergraduate chemistry experiment**. American Chemical Society, Washington DC.
2. Sharma, R.K.; Sidhwani, I.T.; Chaudhari, M.K.(2013), **Green Chemistry Experiments: A monograph**, I.K. International Publishing House Pvt Ltd. New Delhi.
3. Pavia,D.L.; Lamponam, G.H.; Kriz, G.S.W. B.(2006),**Introduction to organic Laboratory Technique-A Microscale approach**,4th Edition, Brooks-Cole Laboratory Series for Organic chemistry.
4. Sharma R. K., Sharma, C., & Sidhwani, I.T. Solventless and one-pot synthesis of Cu(II) phthalocyanine complex: a green chemistry experiment. Journal of Chemical Education, 2010, 88(1), 86-88.
5. Sharma, R. K., Gulati, S., & Mehta, S. Preparation of gold nanoparticles using tea: a green chemistry experiment. Journal of Chemical Education, 2012, 89(10), 1316-1318.
6. Wealth from waste: A green method to produce biodiesel from waste cooking oil and generation of useful products from waste further generated "A social Awareness Project" Indu Tucker Sidhwani, Geeta Saini, Sushmita Chowdhury, Dimple Garg, Malovika, Nidhi Garg, Delhi University Journal of Undergraduate Research and Innovation, Vol 1, Issue 1, Feb 2015. ISSN: 2395-2334.

Teaching Learning Process:

- ICT enabled classes
- Power point presentations
- visit to pharmaceutical industry
- Through videos classes
- Interactive classes

Assessment Methods:

- Graded assignments
- Conventional class tests
- Class seminars by students on course topics with a view to strengthening the content through width and depth
- Quizzes
- End semester university examination.

Keywords:

Green Chemistry, Twelve principles, Sustainable chemistry, Green energy, Marine antifoulant, Non toxic pigments.

Course Code: CHEMISTRY –SEC-9

Course Title: Pharmaceutical Chemistry

Total Credits: 04

(Credits: Theory-02, Practical-02)

(Total Lectures: Theory- 30, Practical-60)

Objectives:

The objective of this paper is to develop basic understanding of drugs discovery, design, development and their side effects. The course will cover synthesis of major drug classes including-analgesics, antipyretics, anti-inflammatory agents, antibacterial and antifungal agents, antiviral agents, central nervous system agents and drugs for HIV--AIDS. An overview of fermentation process and production of certain dietary supplements and certain common antibiotics will be discussed.

Learning Outcomes:

By the end of this course, students will be able to:

- Gain insight into retro-synthesis approach in relation to drug design and drug discovery.
- Learn synthetic pathways of major drug classes.
- Understand the fermentation process and production of ethanol, citric acids, antibiotics and some classes of vitamins.

Unit 1:

Introduction

Drug discovery, design and development: Sources of drugs: biological, marine, minerals and plant tissue culture, physio-chemical aspects (optical, geometric and bioisosterism) of drug molecules and biological action, drug receptor interaction, basic retro-synthetic approach for development of drug. Cause of side effect of drugs like ibuprofen, cetirizine, thalidomide. Difference between drug and poison.

(Lectures: 7)

Unit 2:

Drugs and Pharmaceuticals

Study of pharmaceutical aids like talc, diatomite, kaolin, bentonite, gelatin and natural colours

Synthesis of the representative drugs of the following classes: analgesics agents, antipyretic agents, anti-inflammatory agents (Aspirin); antibacterial and antifungal agents (Sulphonamides; Sulphanethoxazol, Sulphacetamide, Trimethoprim); antiviral agents (Acyclovir), central nervous system agents (Phenobarbital, Diazepam), Cardiovascular (Glyceryl trinitrate), antilaprosy (Dapsone), HIV-AIDS related drugs (AZT- Zidovudine).

(Lectures:15)

Unit 3:

Fermentation

Aerobic and anaerobic fermentation. Production of (i) Ethyl alcohol and citric acid, (ii) Antibiotics; Penicillin, Cephalosporin, Chloromycetin and Streptomycin, (iii) Lysine, Glutamic acid, Vitamin B2, Vitamin B12 and Vitamin C.

(Lectures: 8)

Practical:

(Credits: 2, Laboratory periods: 60)

Chemistry Lab: Pharmaceutical chemistry

1. Preparation of aspirin and its analysis.
2. Preparation of paracetamol and its analysis.
3. Preparation of sulphacetamide of sulphonamide and its analysis.
4. Determination of alcohol contents in liquid drugs/galenical.
5. Determination of ascorbic acid in vitamin C tablets by iodometric or coulometric titrations.
6. Synthesis of ibuprofen.
7. Analysis of commercial vitamin C tablets by iodometric and coulometric titrimetry.

References:

Theory:

1. Patrick, G. (2017), **Introduction to Medicinal Chemistry**, Oxford University Press.
2. Singh H.; Kapoor V.K. (1996), **Medicinal and Pharmaceutical Chemistry**, Vallabh Prakashan.
3. Foye, W.O.; Lemke, T. L.; William, D.A. (1995), **Principles of Medicinal Chemistry**, B.I. Waverly Pvt. Ltd.

Practical:

1. Kjonaas, R.A.; Williams, P.E.; Counce, D.A.; Crawley, L.R. **Synthesis of Ibuprofen**. J. Chem. Educ., 2011, 88 (6), pp 825–828 DOI: 10.1021/ed100892p.
2. Marsh, D.G.; Jacobs, D.L.; Veening, H. **Analysis of commercial vitamin C tablets by iodometric and coulometric titrimetry**. J. Chem. Educ., 1973, 50 (9), p 626. DOI: 10.1021/ed050p626

Teaching Learning Process:

The teaching learning process will involve the traditional chalk and black board method. Certain topics like retro-synthetic approach and fermentation processes are taught through audio-visual aids. Students are encouraged to participate actively in the classroom through regular presentations on curriculum based topics.

Assessment Methods:

Assessment will be done on the basis of regular class test, presentations and assignments as a part of internal assessment during the course as per the curriculum. End semester university examination will be held for both theory and practical. In practical, assessment will be done based on continuous evaluation, performance in the experiment on the date of examination and viva voce.

Keywords:

Retro-synthesis, Drug discovery, Design and synthesis, Side effects, Fermentation.

Course Code: CHEMISTRY –SEC-10

Course Title: Chemistry of Cosmetics and Perfumes

Total Credits: 04

(Credits: Theory-02, Practical-02)

(Total Lectures: Theory- 30, Practical-60)

Objectives:

Cosmetic plays an important role in our everyday lives as they make an individual's appearance more attractive and boost one's self-esteem and confidence. Keeping in view the tremendous potential which the cosmetic industry has today around the globe, this course will be useful for introducing students of Chemistry honours to the world of cosmetic chemistry. This has been designed to impart the theoretical and practical knowledge on basic principles of cosmetic chemistry, manufacture, formulation of various cosmetic products.

Learning outcomes:

By the end of this course, the students will be able to:

- Learn basic of cosmetics, various cosmetic formulation, ingredients and their roles in cosmetic products.
- Learn the use of safe, economic and body-friendly cosmetics
- Prepare new innovative formulations.

Unit 1:

Cosmetics- Definition, History, Classification, Ingredients, Nomenclature, Regulations.

(Lectures: 4)

Unit 2:

Face Preparation: Structure of skin, Face powder, Compact powder, Talcum powder.

(Lectures: 6)

Unit 3:

Skin Preparation: Face cream, vanishing cream, cold cream, suntan cream, lather shaving cream

(Lectures: 5)

Unit 4:

Hair preparation: Structure of hair, classification of hair, Hair dye- classification – temporary, semi-permanent, demi permanent, permanent, formulation, hair sprays, shampoo- types of shampoo, conditioners

(Lectures: 6)

Unit 5:

Colored preparation: Nail preparation Structure of nail, Nail lacquers, Nail polish remover Lipsticks

(Lectures: 4)

Unit 6:

Personal hygiene products: Antiperspirants and deodorants, oral hygiene products, flavours and essential oils

(Lectures: 5)

Practical:

(Credits: 02, Laboratory periods: 60)

Preparation of:

1. Talcum powder.
2. Shampoo.

3. Enamels.
4. Face cream.
5. Nail polish and nail polish remover.
6. Hand wash
7. Hand sanitizer
8. Body lotion
9. Soap
10. Tooth powder
11. Tooth paste

References:

1. Barel, A.O.; Paye, M.; Maibach, H.I.(2014),**Handbook of Cosmetic Science and Technology**, CRC Press.
2. Garud, A.; Sharma, P.K.; Garud, N. (2012),**Text Book of Cosmetics**, Pragati Prakashan.
3. Gupta, P.K.; Gupta, S.K.(2011),**Pharmaceutics and Cosmetics**, Pragati Prakashan
4. Butler, H. (2000),**Poucher's Perfumes, Cosmetic and Soap**, Springer
5. Kumari, R.(2018),**Chemistry of Cosmetics**, Prestige Publisher.

Additional Resources:

1. Flick,E.W.(1990),**Cosmetic and toiletry formulations**, Noyes Publications / William Andrew Publishing.
2. Natural Ingredients for Cosmetics; EU Survey 2005
3. Formulation Guide for cosmetics; The Nisshin OilliO Group, Ltd.
4. Functional Ingredients & Formulated Products for Cosmetics & Pharmaceuticals; NOF Corporation

Teaching Learning Process:

- Conventional chalk and board teaching with power point presentation, you tube videos. and presentations from students on relevant topics.
- Theory coupled with preparation of cosmetic products in lab.

Assessment Methods:

Internal assessment through assignments and class test. End semester written and practical examination.

Keywords:

Cosmetic Products, Ingredients, Formulations, Raw materials, Lab. preparation, Ideal characteristics

Course Code: CHEMISTRY –SEC-11

Course Title: Pesticide Chemistry

Total Credits: 04

(Credits: Theory-02, Practical-02)

(Total Lectures: Theory- 30, Practical-60)

Objectives:

Pesticide plays an important role in controlling quantity as well quality of the economic crops by protecting them from the various pests. They are used for prevention of much spoilage of stored foods and also used for prevention of certain diseases, which conserves health and has saved the lives of millions of people and domestic animals. Keeping the importance of pesticides in mind this course is aimed to introduce synthesis and application of pesticides.

Learning Outcomes:

Students will be able to learn about the basic role of pesticide in everyday life, various ingredients and their role in controlling the pest. Students can also educate the farmers/gardeners to choose the appropriate pesticides for their crop production.

Unit 1:

Introduction: Classification, synthesis, structure activity relationship (SAR), mode of action, uses and adverse effects of representative pesticides in the following classes: Organochlorines (DDT, Gammexene); Organophosphates (Malathion, Parathion); Carbamates (Carbofuran and Carbaryl); Quinones (Chloranil), Anilides (Alachlor and Butachlor).

(Lectures:12)

Unit 2:

Botanical insecticides [No structure elucidation or synthesis is required for the following compounds:] Alkaloids (Nicotine); Pyrethrum (natural and synthetic pyrethroids); Azadirachtin; Rotenone and Limonene.

(Lectures:8)

Unit 3:

Pesticide formulations: Wettable powders, Surfactants, Emulsifiable concentrates, Aerosols, Dust and Granules, Controlled Release Formulations.

(Lectures:6)

Unit 4:

New Tools in Biological Pest Control: Repellants, Chemosterilants, Antifeedants, Sex attractants.

(Lectures:4)

Practical:

(Credits: 2, Laboratory periods: 60)

1. To carryout market survey of potent pesticides with details as follows:
 - a) Name of pesticide b) Chemical name, class and structure of pesticide c) Type of formulation available and Manufacturer's name d) Useful information on label of packaging regarding: Toxicity, LD₅₀ ("Lethal Dose, 50%"), Side effects and Antidotes.
2. To carryout market survey of potent botanical pesticides with details as follows:
 - a) Botanical name and family; b) Chemical name (active ingredient) and structure of active ingredient; c) Type of formulation available and Manufacturer's name; d) Useful information on label of packaging regarding: Toxicity, LD₅₀ ("Lethal Dose, 50%"), Side effects and Antidotes.
3. Preparation of simple Organochlorine pesticides.
4. To calculate acidity/alkalinity in given sample of pesticide formulations as per BIS specifications.
5. To calculate active ingredient in given sample of pesticide formulations as per BIS specifications.
6. Preparation of Neem based botanical pesticides.

References:

1. Perry, A.S.; Yamamoto, I.; Ishaaya, I.; Perry, R.Y.(1998),**Insecticides in Agriculture and Environment**, Springer-Verlag Berlin Heidelberg.
2. Kuhr, R.J. ; Derough, H.W.(1976),**Carbamate Insecticides: Chemistry, Biochemistry and Toxicology**, CRC Press,USA.

Teaching Learning Process:

Conventional chalk and board teaching with power point presentation, you tube videos and presentations from students on relevant topics.

Assessment Methods:

Internal assessment through assignments and class test. End semester written and practical examination.

Keywords:

Structure Activity Relationship (SAR), Organochlorines, Organophosphates, Carbamates, Quinones, Anilides, Botanical, Alkaloids, Pyrethrum, Azadirachtin, Rotenone, Limonene, Pesticide formulations, Repellants, Chemosterilants, Antifeedants, Sex attractants, Controlled release pesticide formulation.

Course Code: CHEMISTRY –SEC-12

Course Title: Fuel Chemistry

Total Credits: 04

(Credits: Theory-02, Practical-02)

(Total Lectures: Theory- 30, Practical-60)

Objectives:

The course aims to provide students with a basic scientific and technical understanding of the production, behaviour and handling of hydrocarbon fuels and lubricants, including emerging alternative & renewable fuels. This will enable them to be industry ready to contribute effectively in the field of petroleum chemistry and technology.

Learning Outcomes:

- The course covers both conventional petroleum-based fuels, and alternative & renewable fuels, including gaseous fuels.
- The students will learn the chemistry that underpins petroleum fuel technology, will understand the refining processes used to produce fuels and lubricants and will know how differences in chemical composition affect properties of fuels and their usage in different applications.
- The course will also cover origin of petroleum, crude oil, composition, different refining processes employed industrially to obtain different fractions of petroleum. Further, course will cover various alternative and renewable fuels like Biofuels (Different generations), Gaseous Fuels (e.g. CNG, LNG, CBG, Hydrogen etc.).
- The course will also cover fuel product specifications, various test methods used to qualify different types of fuels as well characterization methods.
- Review of energy scenario (Global & India), Energy sources (renewable and non-renewable). Types of Crude Oils, Composition and Properties. Crude oil assay

Unit 1:

Review of energy sources (renewable and non-renewable). Classification of fuels and their calorific value. Determination of calorific value by Bomb calorimeter and Junker's calorimeter.

(Lectures:4)

Unit 2:

Coal: Analysis of coal, Proximate and ultimate Analysis, Uses of coal (fuel and nonfuel) in various industries, its composition, carbonization of coal. Coal gas, producer gas and water gas composition and uses. Fractionation of coal tar, uses of coal tar based chemicals, requisites of a good metallurgical coke, Coal gasification (Hydrogasification and Catalytic gasification), Coal liquefaction and Solvent Refining.

(Lectures:7)

Unit 3:

Petroleum and Petrochemical Industry: Composition of crude petroleum, Refining and different types of petroleum products and their applications.

(Lectures:4)

Unit 4:

Fractional Distillation (Principle and process), Cracking (Thermal and catalytic cracking),

Reforming Petroleum and non-petroleum fuels (LPG, CNG, LNG, bio-gas, fuels derived from biomass), fuel from waste, synthetic fuels (gaseous and liquids), clean fuels.

(Lectures:6)

Unit 5:

Petrochemicals: Vinyl acetate, Propylene oxide, Isoprene, Butadiene, Toluene and its derivatives Xylene.

(Lectures:4)

Unit 6:

Lubricants: Classification of lubricants, lubricating oils (conducting and non-conducting) Solid and semi-solid lubricants, synthetic lubricants.

Properties of lubricants (viscosity index, cloud point, pour point and aniline Point) and their determination.

(Lectures:5)

Practical:

(Credits: 2, Laboratory periods: 60)

1. Test Methods for Petroleum products
2. To prepare biodiesel from vegetable oil
3. Calorific value of a fuel
4. Characterization of different petroleum products using UV and IR
5. To determine pour point and cloud point of fuel
6. To determine the viscosity of biodiesel at various temperature using biodiesel.
7. To determine free fatty acid content in given sample.
8. To determine the density of the given fuel sample.

Reference:

Stocchi, E. (1990), **Industrial Chemistry**, Vol -I, Ellis Horwood Ltd. UK.

Teaching Learning Process:

- Teaching Learning Process for the course is visualized as largely student-focused.
- Transaction through an intelligent mix of conventional and modern methods.
- Lectures by Industry Experts
- Visit to Industry

Assessment Methods:

- Written exams-both objective and subjective questions.
- Dissertation work on a given topic - Preparation of literature report followed by presentation.
- Internal Assessment.
- End semester university examination for theory and practical.

Keywords:

Energy; Fuels; Petroleum; Biofuels; Synthetic Lubricants

GENERIC ELECTIVE (GE) for other Departments/Disciplines

Course Code: CHEMISTRY –GE-1

Course Title: Atomic Structure, Bonding, General Organic Chemistry & Aliphatic Hydrocarbons

Total Credits: 06

(Credits: Theory-04, Practical-02)

(Total Lectures: Theory- 60, Practical-60)

Objectives:

The course reviews the structure of the atom, which is a necessary pre-requisite in understanding the nature of chemical bonding in compounds. It provides basic knowledge about ionic, covalent and metallic bonding and explains that chemical bonding is best regarded as a continuum between the three cases. It discusses the Periodicity in properties with reference to the *s* and *p* block, which is necessary in understanding their group chemistry. The course is also infused with the recapitulation of fundamentals of organic chemistry and the introduction of a new concept of visualizing the organic molecules in a three-dimensional space. To establish the applications of these concepts, the classes of alkanes, alkenes, alkynes and aromatic hydrocarbons are introduced. The constitution of the course strongly aids in the paramount learning of the concepts and their applications.

Learning Outcomes:

By the end of the course, the students will be able to:

- Solve the conceptual questions using the knowledge gained by studying the quantum mechanical model of the atom, quantum numbers, electronic configuration, radial and angular distribution curves, shapes of *s*, *p*, and *d* orbitals, and periodicity in atomic radii, ionic radii, ionization energy and electron affinity of elements.
- Draw the plausible structures and geometries of molecules using radius ratio rules, VSEPR theory and MO diagrams (homo- & hetero-nuclear diatomic molecules).
- Understand and explain the differential behavior of organic compounds based on fundamental concepts learnt.
- Formulate the mechanism of organic reactions by recalling and correlating the fundamental properties of the reactants involved.
- Learn and identify many organic reaction mechanisms including free radical substitution, electrophilic addition and electrophilic aromatic substitution.

Section A: Inorganic Chemistry (Lectures:30)

Unit 1:

Atomic Structure

Review of: Bohr's theory and its limitations, Heisenberg uncertainty principle, Dual behaviour of matter and radiation, De-Broglie's relation, Hydrogen atom spectra, need of a new approach to atomic structure.

What is Quantum mechanics? Time independent Schrodinger equation and meaning of various terms in it. Significance of ψ and ψ^2 , Schrödinger equation for hydrogen atom, radial and angular parts of the hydrogenic wave functions (atomic orbitals) and their variations for 1s, 2s, 2p, 3s, 3p and 3d orbitals (Only graphical representation), radial and angular nodes and their significance, radial distribution functions and the concept of the most probable distance with special reference to 1s and 2s atomic orbitals. Significance of quantum numbers, orbital angular momentum and quantum numbers m_l and m_s . Shapes of s, p and d atomic orbitals, nodal planes, discovery of spin, spin quantum number (s) and magnetic spin quantum number (m_s).

Rules for filling electrons in various orbitals, electronic configurations of the atoms, stability of half-filled and completely filled orbitals, concept of exchange energy, relative energies of atomic orbitals, anomalous electronic configurations.

(Lectures: 14)

Unit 2:

Chemical Bonding and Molecular Structure

Ionic Bonding: General characteristics of ionic bonding, energy considerations in ionic bonding, lattice energy and solvation energy and their importance in the context of stability and solubility of ionic compounds, statement of Born-Landé equation for calculation of lattice energy (no derivation), Born-Haber cycle and its applications, covalent character in ionic compounds, polarizing power and polarizability, Fajan's rules. Ionic character in covalent compounds, bond moment, dipole moment and percentage ionic character.

Covalent bonding: VB Approach: Shapes of some inorganic molecules and ions on the basis of VSEPR (H_2O , NH_3 , PCl_5 , SF_6 , ClF_3 , SF_4) and hybridization with suitable examples of linear, trigonal planar, square planar, tetrahedral, trigonal bipyramidal and octahedral arrangements.

Concept of resonance and resonating structures in various inorganic and organic compounds.

MO Approach: Rules for the LCAO method, bonding and antibonding MOs and their characteristics for s-s, s-p and p-p combinations of atomic orbitals, nonbonding combination of orbitals, MO treatment of homonuclear diatomic molecules of 1st and 2nd periods (including idea of s-p mixing) and heteronuclear diatomic molecules such as CO, NO and NO^+ .

(Lectures: 16)

Section B: Organic Chemistry (Lectures:30)

Unit 3:

Fundamentals of Organic Chemistry

Electronic displacements: Inductive effect, electromeric effect, resonance, hyperconjugation. Cleavage of bonds: homolysis and heterolysis. Reaction intermediates: carbocations, carbanions and free radicals. Electrophiles and nucleophiles, Aromaticity: benzenoids and Hückel's rule.

(Lectures: 08)

Unit 4:

Stereochemistry

Conformations with respect to ethane, butane and cyclohexane, interconversion of Wedge Formula, Newmann, Sawhorse and Fischer representations, concept of chirality (upto two carbon atoms). configuration: geometrical and optical isomerism; enantiomerism, diastereomerism and meso compounds). Threo and erythro; D and L; *cis - trans* nomenclature; CIP Rules: R/ S (for upto 2 chiral carbon atoms) and E / Z nomenclature (for upto two C=C systems).

(Lectures: 10)

Unit 5:

Aliphatic Hydrocarbons

Functional group approach for the following reactions: preparations, physical property & chemical reactions to be studied with mechanism in context to their structure.

Alkanes:

Preparation: catalytic hydrogenation, Wurtz reaction, Kolbe's synthesis, Grignard reagent.

Reactions: Free radical substitution: Halogenation.

Alkenes:

Preparation: Elimination reactions: Dehydration of alcohols and dehydrohalogenation of alkyl halides (Saytzeff's rule); *cis* alkenes (Partial catalytic hydrogenation) and *trans* alkenes (Birch reduction).

Reactions: *cis*-addition (alk. KMnO_4) and *trans*-addition (bromine), addition of HX (Markownikoff's and anti-Markownikoff's addition), Hydration, Ozonolysis, oxymercuration-demercuration, Hydroboration-oxidation.

Alkynes:

Preparation: Acetylene from CaC_2 and conversion into higher alkynes; by dehalogenation of tetrahalides and dehydrohalogenation of vicinal-dihalides.

Reactions: formation of metal acetylides and acidity of alkynes, addition of bromine and alkaline KMnO_4 , ozonolysis and oxidation with hot alk. KMnO_4 . Hydration to form carbonyl compounds

(Lectures: 12)

Practical:

(Credits: 2, Laboratory periods: 60)

Section A: Inorganic Chemistry - Volumetric Analysis

1. Estimation of oxalic acid by titrating it with KMnO_4 .
2. Estimation of Mohr's salt by titrating it with KMnO_4 .

3. Estimation of water of crystallization in Mohr's salt by titrating with KMnO_4 .
4. Estimation of Fe (II) ions by titrating it with $\text{K}_2\text{Cr}_2\text{O}_7$ using internal indicator.
5. Estimation of Cu (II) ions iodometrically using $\text{Na}_2\text{S}_2\text{O}_3$.

Section B: Organic Chemistry

1. Purification of organic compound by crystallisation (from water and alcohol) and distillation.
2. Criteria of purity: Determination of M.P./B.P.
3. Separation of mixtures by chromatography: Measure the R_f value in each case (combination of two compounds to be given)
 - a) Identify and separate the components of a given mixture of 2 amino acids (glycine, aspartic acid, glutamic acid, tyrosine or any other amino acid) by radial/ascending paper chromatography.
 - b) Identify and separate the sugars present in the given mixture by radial/ascending paper chromatography.

References:

Theory:

1. Lee., J. D.(2010), **A new Concise Inorganic Chemistry**, Pearson Education.
2. Huheey, J.E.; Keiter, E.; Keiter, R. (2009), **Inorganic Chemistry: Principles of Structure and Reactivity**, Pearson Publication.
3. Atkins, P.W.; Overton, T.L.; Rourke, J.P.; Weller, M.T.; Armstrong, F.A.(2010), **Shriver and Atkin's Inorganic Chemistry**, Oxford
4. Sykes, P.(2005), **A Guide Book to Mechanism in Organic Chemistry**, Orient Longman.
5. Eliel, E. L. (2000), **Stereochemistry of Carbon Compounds**, Tata McGraw Hill.
6. Morrison, R. N.; Boyd, R. N. **Organic Chemistry**, Dorling Kindersley (India) Pvt. Ltd. (Pearson Education).
7. Bahl, A; Bahl, B. S. (2012), **Advanced Organic Chemistry**, S. Chand.

Practical:

1. Jeffery, G.H.; Bassett, J.; Mendham, J.; Denney, R.C.(1989), **Vogel's Textbook of Quantitative Chemical Analysis**, 5th Edn., John Wiley and Sons Inc.,
2. Furniss, B.S.; Hannaford, A.J.; Smith, P.W.G.; Tatchell, A.R. (2012), **Vogel's Textbook of Practical Organic Chemistry**, Pearson.
3. Mann, F.G.; Saunders, B.C.(2009), **Practical Organic Chemistry**, Pearson Education.

Teaching Learning Process:

- Lectures in class rooms
- Peer assisted learning.
- Hands-on learning using 3-D models, videos, presentations, seminars
- Technology driven learning.
- Industry visits

Assessment Methods:

Assessment will be done on the basis of regular class test, presentations and assignments as a part of internal assessment during the course as per the curriculum. End semester university examination will be held for both theory and practical. In practical, assessment will be done based on continuous evaluation, performance in the experiment on the date of examination and viva voce.

Keywords

Atomic structures, Quantum numbers, Lattice energy, Electronic effects, Stereochemistry, Chemistry of aliphatic hydrocarbons.

Course Code: CHEMISTRY –GE-2

Course Title: Chemical Energetics, Equilibria and Functional Group Organic Chemistry-I

Total Credits: 06

(Credits: Theory-04, Practical-02)

(Total Lectures: Theory- 60, Practical-60)

Objectives:

The objective of this paper is to develop basic understanding of the chemical energetics, laws of thermodynamics, chemical and ionic equilibrium. It provides basic understanding of the behaviour of electrolytes and their solutions. It acquaints the students with the functional group approach to study organic chemistry. To establish applications of this concept structure, methods of preparation and reactions for the following classes of compounds: Aromatic hydrocarbons, alkyl and aryl halides, alcohols, phenols and ethers, aldehydes and ketones are described. This course helps the students to relate the structure of an organic compound to its physical and chemical properties.

Learning Outcomes:

By the end of this course, students will be able to:

- Understand the laws of thermodynamics, thermochemistry and equilibria.
- Understand concept of pH and its effect on the various physical and chemical properties of the compounds.
- Use the concepts learnt to predict feasibility of chemical reactions and to study the behaviour of reactions in equilibrium.
- Understand the fundamentals of functional group chemistry through the study of methods of preparation, properties and chemical reactions with underlying mechanism.
- Use concepts learnt to understand stereochemistry of a reaction and predict the reaction outcome
- Design newer synthetic routes for various organic compounds.

Section A: Physical Chemistry (Lectures:30)

Unit 1:

Chemical Energetics

Review of thermodynamics and the laws of thermodynamics, important principles and definitions of thermochemistry, concept of standard state and standard enthalpies of formations, integral and differential enthalpies of solution and dilution, calculation of bond energy, bond dissociation energy and resonance energy from thermochemical data, variation of enthalpy of a reaction with temperature – Kirchhoff's equation., statement of third law of thermodynamics and calculation of absolute entropies of substances.

(Lectures: 8)

Unit 2:

Chemical Equilibrium

Free energy change in a chemical reaction, Thermodynamic derivation of the law of chemical equilibrium, distinction between G and G_0 , Le Chatelier's principle, relationships between K_p , K_c and K_x for reactions involving ideal gases.

(Lectures: 8)

Unit 3:

Ionic Equilibria

Strong, moderate and weak electrolytes, degree of ionization, factors affecting degree of ionization, Ostwald's dilution law, ionization constant and ionic product of water, ionization of weak acids and bases, pH scale, common ion effect, salt hydrolysis-calculation of hydrolysis constant, degree of hydrolysis and pH for different salts. Buffer solutions, Henderson-Hasselbach equation. Solubility and solubility product of sparingly soluble salts – applications of solubility product principle

(Lectures: 14)

Section B: Organic Chemistry (Lectures: 30)

Unit 4:

Aromatic Hydrocarbons

Structure and aromatic character of benzene.

Preparation: methods of preparation of benzene from phenol, benzoic acid, acetylene and benzene sulphonic acid.

Reactions: electrophilic substitution reactions in benzene citing examples of nitration, halogenation, sulphonation and Friedel-Craft's alkylation and acylation with emphasis on carbocationic rearrangement, side chain oxidation of alkyl benzenes.

(Lectures: 5)

Unit 5:

Alkyl and Aryl Halides

A) Alkyl halides (upto 5 carbons):

Structure of haloalkanes and their classification as 1°, 2° & 3°.

Preparation: starting from alcohols (1°, 2° & 3°) and alkenes with mechanisms.

Reactions: Nucleophilic substitution reactions with mechanism and their types (S_N1, S_N2 and S_Ni), competition with elimination reactions (elimination vs substitution), nucleophilic substitution reactions with specific examples from: hydrolysis, nitrite & nitro formation, nitrile & isonitrile formation and Williamson's ether synthesis.

B) Haloarenes:

Structure and resonance

Preparation: Methods of preparation of chloro, bromo & iodobenzene from benzene (electrophilic substitution), from phenols (nucleophilic substitution reaction) and from aniline (Sandmeyer and Gattermann reactions).

Reaction: Nucleophilic aromatic substitution by OH group (Bimolecular Displacement Mechanism), Effect of nitro substituent on reactivity of haloarenes, Reaction with strong bases NaNH₂/NH₃ (elimination-addition mechanism involving benzyne intermediate), relative reactivity and strength of C-X bond in alkyl, allyl, benzyl, vinyl and aryl halides.

(Lectures:11)

Unit 6:

Alcohols, Phenols, Ethers, Aldehydes and Ketones (Aliphatic and Aromatic)

A) Alcohols (upto 5 Carbon):

Structure and classification of alcohols as 1°, 2° & 3°.

Preparation: Methods of preparation of 1°, 2° & 3° by using Grignard reagent, ester hydrolysis and reduction of aldehydes, ketones, carboxylic acids and esters.

Reactions: Acidic character of alcohols and reaction with sodium, with HX (Lucas Test), esterification, oxidation (with PCC, alkaline KMnO₄, acidic K₂Cr₂O₇ and conc. HNO₃), Oppeneauer Oxidation.

B) Diols (upto 6 Carbons): Oxidation and Pinacol-Pinacolone rearrangement.

C) Phenols: acidity of phenols and factors affecting their acidity.

Preparation: Methods of preparation from cumene, diazonium salts and benzene sulphonic acid.

Reactions: Directive influence of OH group and Electrophilic substitution reactions, viz. nitration, halogenation, sulphonation, Reimer-Tiemann reaction, Gattermann-Koch reaction, Houben-Hoesch condensation, reaction due to OH group: Schotten-Baumann reaction

D) Ethers (Aliphatic & Aromatic):

Williamson's ether synthesis, Cleavage of ethers with HI

E) Aldehydes and ketones (Aliphatic and Aromatic):

Preparation: from acid chlorides and from nitriles.

Reactions: Nucleophilic addition, nucleophilic addition – elimination reaction including reaction with HCN, ROH, NaHSO₃, NH₂-G derivatives. Iodoform test, Aldol Condensation, Cannizzaro's reaction, Wittig reaction, Benzoin condensation. Clemmensen reduction, Wolff Kishner reduction, Meerwein-Ponndorf Verley reduction.

(Lectures:14)

Practical:

(Credits: 2, Laboratory periods: 60)

Section A: Physical Chemistry

Energetics:

1. Determination of heat capacity of calorimeter.
2. Determination of enthalpy of neutralization of hydrochloric acid with sodium hydroxide.
3. Determination of integral enthalpy of solution of salts (KNO₃, NH₄Cl).
4. Determination of enthalpy of hydration of copper sulphate.

Ionic equilibria:

1. Preparation of buffer solutions: (i) Sodium acetate-acetic acid or (ii) Ammonium chloride-ammonium acetate. Measurement of the pH of buffer solutions and comparison of the values with theoretical values.

Section B: Organic Chemistry

Preparations: (Mechanism of various reactions involved to be discussed)

(Recrystallization, determination of melting point and calculation of quantitative yields to be done in all cases)

1. Bromination of phenol/aniline
2. Benzoylation of amines/phenols
3. Oxime of aldehydes and ketones
4. 2,4-dinitrophenylhydrazone of aldehydes and ketones

5. Semicarbazone of aldehydes and ketones

References:

Theory:

1. Castellan, G. W. (2004), **Physical Chemistry**, Narosa.
2. Kapoor, K.L. (2015), **A Textbook of Physical Chemistry**, Vol 1, 6th Edition, McGraw Hill Education.
3. Kapoor, K.L.(2015), **A Textbook of Physical Chemistry**, Vol 2, 6th Edition, McGraw Hill Education.
4. B.R.Puri, L.R.Sharma, M.S.Pathania, (2017), **Principles of Physical Chemistry**, Vishal Publishing Co.
5. Finar, I. L. **Organic Chemistry** (Volume 1 & 2), Dorling Kindersley (India) Pvt. Ltd. (Pearson Education).
6. Morrison, R. N.; Boyd, R. N. **Organic Chemistry**, Dorling Kindersley (India) Pvt. Ltd. (Pearson Education).
7. Bahl, A; Bahl, B. S. (2012), **Advanced Organic Chemistry**, S. Chand.

Practical:

1. Khosla, B.D.; Garg, V.C.; Gulati, A.(2015), **Senior Practical Physical Chemistry**, R. Chand & Co.
2. Furniss, B.S.; Hannaford, A.J.; Smith, P.W.G.; Tatchell, A.R. (2012), **Vogel's Textbook of Practical Organic Chemistry**, Pearson.
3. Mann, F.G.; Saunders, B.C. (2009), **Practical Organic Chemistry**, Pearson Education.

Additional Resources:

1. Mahan, B. H.(2013), **University Chemistry**, Narosa.
2. Barrow, G.M. (2006). **Physical Chemistry**, 5th Edition, McGraw Hill.

Teaching Learning Process:

- The teaching learning process will involve the blended learning technique along with traditional chalk and black board method wherever required.
- Certain topics like stereochemistry of nucleophilic substitution, elimination reactions and their underlying stereochemistry, where traditional chalk and talk method may not be able to convey the concept, are especially taught through audio-visual aids.
- Students are encouraged to participate actively in the classroom through regular presentations on curriculum based topics.

Assessment Methods:

Assessment will be done on the basis of regular class test, presentations and assignments as a part of internal assessment during the course as per the curriculum. End semester university examination will be held for both theory and practical. In practical, assessment will be done based on continuous evaluation, performance in the experiment on the date of examination and viva voce.

Keywords:

Chemical energetics, Feasibility of reaction, Hydrocarbons, Haloalkanes and haloarenes, Alcohols, Phenols and Ethers, Aldehydes and Ketones.

Course Code: CHEMISTRY –GE-3

Course Title: Solutions, Phase Equilibrium, Conductance, Electrochemistry and Functional Group Organic Chemistry-II

Total Credits: 06

(Credits: Theory-04, Practical-02)

(Total Lectures: Theory- 60, Practical-60)

Objectives:

The students will learn about ideal and non-ideal solutions, Raoult's law, partially miscible and immiscible solutions and their applications. The student will also learn about equilibrium between phases with emphasis on one component and simple eutectic systems. In electrochemical cells the students will learn about electrolytic and galvanic cells, measurement of conductance and its applications, measurement of emf and its applications. The topics of carbohydrates, amino acids, peptides and proteins are introduced through some specific examples. A relationship between structure, reactivity and biological properties of biomolecules is established through the study of these representative biomolecules.

Learning Outcomes:

By the end of the course, the students will be able to:

- Explain the concepts of different types of binary solutions-miscible, partially miscible and immiscible along with their applications.
- Explain the thermodynamic aspects of equilibria between phases and draw phase diagrams of simple one component and two component systems.
- Explain the factors that effect conductance, migration of ions and application of conductance measurement.
- Understand different types of galvanic cells, their Nernst equations, measurement of emf, calculations of thermodynamic properties and other parameters from the emf measurements.
- Understand and demonstrate how the structure of biomolecules determines their chemical properties, reactivity and biological uses.
- Design newer synthetic routes for various organic compounds.

Section A: Physical Chemistry (Lectures:30)

Unit 1:

Solutions

Thermodynamics of ideal solutions: Ideal solutions and Raoult's law, deviations from Raoult's law- non-ideal solutions. Vapour pressure, composition and temperature-composition curves of ideal and non-ideal solutions. Distillation of solutions, Lever rule, Azeotropes. Partial miscibility of liquids: Critical solution temperature; effect of impurity on partial miscibility of liquids. Immiscibility of liquids: principle of steam distillation, Nernst distribution law and its applications, solvent extraction.

(Lectures: 6)

Unit 2:

Phase Equilibrium

Phases, components and degrees of freedom of a system, criteria of phase equilibrium, Gibbs phase rule and its thermodynamic derivation, derivation of Clausius- Clapeyron equation and its importance in phase equilibria, phase diagrams of one component systems (water and sulphur) and two component systems involving eutectics, congruent and incongruent melting points (lead-silver, $\text{FeCl}_3\text{-H}_2\text{O}$ and Na-K only).

(Lectures: 6)

Unit 3:

Conductance

Conductivity, equivalent and molar conductivity and their variation with dilution for weak and strong electrolytes, Kohlrausch Law of independent migration of ions, transference number and its experimental determination using Hittorf and moving boundary methods, Ionic mobility, applications of conductance measurements: determination of degree of ionization of weak electrolytes, solubility and solubility products of sparingly soluble salts, ionic product of water, hydrolysis constant of a salt. Conductometric titrations (only acid-base).

(Lectures: 8)

Unit 4:

Electrochemistry

Reversible and irreversible cells, concept of EMF of a cell, measurement of EMF of a cell, Nernst equation and its importance, types of electrodes, standard electrode potential, electrochemical series. thermodynamics of a reversible cell, calculation of thermodynamic properties: G, H and S from EMF data. Calculation of equilibrium constant from EMF data, concentration cells with transference and without transference, liquid junction potential and salt bridge, pH determination using hydrogen electrode and quinhydrone electrode, Potentiometric titrations-qualitative treatment (acid-base and oxidation-reduction only).

(Lectures: 10)

Section B: Organic Chemistry (Lectures:30)

Unit 5:

Functional group approach for the following reactions: Preparations, physical & chemical properties to be studied in context to their structure with mechanism.

A) Carboxylic acids and their derivatives (aliphatic and aromatic)

Preparation: Acidic and alkaline hydrolysis of esters.

Reactions: Hell-Volhard Zelinsky reaction, acidity of carboxylic acids, effect of substitution on acid strength.

Carboxylic acid derivatives (aliphatic):

Preparation: Acid chlorides, anhydrides, esters and amides from acids and their interconversion, Claisen condensation.

Reactions: Relative reactivities of acid derivatives towards nucleophiles, Reformatsky reaction, Perkin condensation.

B) Amines (aliphatic & aromatic) and Diazonium Salts

Amines

Preparation: from alkyl halides, Gabriel's Phthalimide synthesis, Hofmann Bromamide reaction.

Reactions: Hofmann vs Saytzeff elimination, carbylamine test, Hinsberg test, reaction with HNO_2 , Schotten-Baumann reaction. Electrophilic substitution (case aniline): nitration, bromination, sulphonation, basicity of amines.

Diazonium salt

Preparation: from aromatic amines

Reactions: conversion to benzene, phenol and dyes.

(Lectures: 13)

Unit 6:

Amino Acids, Peptides and Proteins

Zwitterion, isoelectric point and electrophoresis

Preparation of amino acids: Strecker synthesis and using Gabriel's phthalimide synthesis.

Reactions of amino acids: ester of $-\text{COOH}$ group, acetylation of $-\text{NH}_2$ group, complexation with Cu^{2+} ions, ninhydrin test.

Overview of Primary, Secondary, Tertiary and Quaternary Structure of proteins.

Determination of primary structure of peptides by degradation Edmann degradation (N- terminal) and C-terminal (thiohydantoin and with carboxypeptidase enzyme). Synthesis of simple peptides (upto dipeptides) by N-protection (t-butyloxycarbonyl and phthaloyl) & C- activating groups and Merrifield solid-phase synthesis.

(Lectures: 9)

B) Carbohydrates

Classification, and general properties, glucose and fructose (open chain and cyclic structure), determination of configuration of monosaccharides, absolute configuration of glucose and fructose,

Page **144** of **167**

mutarotation, ascending and descending in monosaccharides. Structure of disaccharides (sucrose, cellobiose, maltose, lactose) and polysaccharides (starch and cellulose) excluding their structure elucidation.

(Lectures:8)

Practical:

(Credits: 2, Laboratory periods: 60)

Section A: Physical Chemistry

Phase Equilibria

1. Construction of the phase diagram of a binary system (simple eutectic) using cooling curves.
2. Determination of critical solution temperature and composition of phenol water system and study the effect of impurities on it.

Conductance

1. Determination of cell constant.
2. Determination of equivalent conductance, degree of dissociation and dissociation constant of a weak acid.
3. Perform the following conductometric titrations:
 - a) Strong acid vs strong base
 - b) Weak acid vs strong base.

Potentiometry

Perform the potentiometric titrations of (i) Strong acid vs strong base and (ii) Weak acid vs strong base.

Section B: Organic Chemistry

Systematic qualitative analysis of organic compounds possessing monofunctional groups (Alcohols, Phenols, Carbonyl, -COOH). (Including Derivative Preparation).

References:

Theory:

1. Castellan, G.W. (2004), **Physical Chemistry**, Narosa.
2. Kapoor, K.L. (2015), **A Textbook of Physical Chemistry**, Vol 1, 6th Edition, McGraw Hill Education.
3. Kapoor, K.L. (2013), **A Textbook of Physical Chemistry**, Vol 3, 3rd Edition, McGraw Hill Education.
4. B.R.Puri, L.R.Sharma, M.S.Pathania, (2017), **Principles of Physical Chemistry**, Vishal

- Publishing Co.
- Morrison, R. N.; Boyd, R. N. **Organic Chemistry**, Dorling Kindersley (India) Pvt. Ltd. (Pearson Education).
 - Finar, I. L. **Organic Chemistry** (Volume 1 & 2), Dorling Kindersley (India) Pvt. Ltd. (Pearson Education).

Practical:

- Khosla, B.D.; Garg, V.C.; Gulati, A. (2015), **Senior Practical Physical Chemistry**, R. Chand & Co.
- Furniss, B.S.; Hannaford, A.J.; Smith, P.W.G.; Tatchell, A.R. (2012), **Vogel's Textbook of Practical Organic Chemistry**, Pearson.
- Mann, F.G.; Saunders, B.C. (2009), **Practical Organic Chemistry**, Pearson Education.

Teaching Learning Process:

- Teaching Learning Process for the course is visualized as largely student-focused.
- Transaction through an intelligent mix of conventional and modern methods.
- Engaging students in cooperative learning.
- Learning through quiz design.
- Problem solving to enhance comprehension.

Assessment Methods:

Assessment will be done on the basis of regular class test, presentations and assignments as a part of internal assessment during the course as per the curriculum. End semester university examination will be held for both theory and practical. In practical, assessment will be done based on continuous evaluation, performance in the experiment on the date of examination and viva voce.

Keywords:

Raoult's law, Lever rule, azeotropes, critical solution temperature, transference number, EMF, Carboxylic acids and derivatives, Amines and diazonium salts, Polynuclear and heterocyclic compounds.

Course Code: CHEMISTRY –GE-4

Course Title: Chemistry of s- and p-Block Elements, States of Matter and Chemical Kinetics

Total Credits: 06

(Credits: Theory-04, Practical-02)

(Total Lectures: Theory- 60, Practical-60)

Objectives:

The objective of this paper is to provide basic understanding of the fundamental principles of metallurgy through study of the methods of extraction of metals, recovery of the by-products during extraction, applications of metals, alloy behaviour and their manufacturing processes. The course illustrates the diversity and fascination of inorganic chemistry through the study of properties and utilities of s- and p-block elements and their compounds. The students will learn about the properties of ideal and real gases

and deviation from ideal behaviour, properties of liquid, types of solids with details about crystal structure. The student will also learn about the reaction rate, order, activation energy and theories of reaction rates.

Learning Outcomes:

By the end of the course, the students will be able to:

- Understand the chemistry and applications of s- and p-block elements.
- Derive ideal gas law from kinetic theory of gases and explain why the real gases deviate from ideal behaviour.
- Explain Maxwell-Boltzmann distribution, critical constants and viscosity of gases.
- Explain the properties of liquids especially surface tension and viscosity.
- Explain symmetry elements, crystal structure specially NaCl, KCl and CsCl
- Define rate of reactions and the factors that affect the rates of reaction.
- Understand the concept of rate laws e.g., order, molecularity, half-life and their determination
- Learn about various theories of reaction rates and how these account for experimental observations.

Section A: Inorganic Chemistry (Lectures:30)

Unit 1:

General Principles of Metallurgy

Chief modes of occurrence of metals based on standard electrode potentials. Ellingham diagrams for reduction of metal oxides using carbon as reducing agent.

Hydrometallurgy with reference to cyanide process for silver and gold, Methods of purification of metals (Al, Pb, Ti, Fe, Cu, Ni, Zn): electrolytic, oxidative refining, Van Arkel-De Boer process, Mond's process and Zone Refining.

(Lectures: 4)

Unit 2:

s- and p- block elements

Periodicity in s- and p-block elements with respect to electronic configuration, atomic and ionic size, ionization enthalpy, electronegativity (Pauling, Mulliken, and Allred-Rochow scales). Allotropy in C, S, and P. Oxidation states with reference to elements in unusual and rare oxidation states like carbides and nitrides), inert pair effect, diagonal relationship and anomalous behaviour of first member of each group. ,compounds of s- and p-block elements , diborane and concept of multicentre bonding. Structure, bonding and their important properties like oxidation/reduction, acidic/basic nature of the following compounds and their applications in industrial and environmental chemistry. Hydrides of nitrogen (NH₃, N₂H₄, N₃H, NH₂OH) Oxoacids of P, S and Cl, Halides and oxohalides: PCl₃, PCl₅, SOCl₂ and SO₂Cl₂.

(Lectures: 26)

Section B: Physical Chemistry (Lectures:30)

Unit 3:

Kinetic Theory of Gases

Postulates of kinetic theory of gases and derivation of the kinetic gas equation, deviation of real gases from ideal behaviour, compressibility factor, causes of deviation, van der Waals equation of state for real gases. Boyle temperature (derivation not required), critical phenomena, critical constants and their calculation from van der Waals equation, Andrews isotherms of CO₂, Maxwell Boltzmann distribution laws of molecular velocities and molecular energies (graphic representation – derivation not required) and their importance. Temperature dependence of these distributions, most probable, average and root mean square velocities (no derivation), collision cross section, collision number, collision frequency, collision diameter and mean free path of molecules, viscosity of gases and effect of temperature and pressure on coefficient of viscosity (qualitative treatment only).

(Lectures: 10)

Unit 4:

Liquids

Surface tension and its determination using stalagmometer, Viscosity of a liquid and determination of coefficient of viscosity using Ostwald viscometer, effect of temperature on surface tension and coefficient of viscosity of a liquid (qualitative treatment only).

(Lectures: 3)

Unit 5:

Solids

Forms of solids, symmetry elements, unit cells, crystal systems, Bravais lattice types and identification of lattice planes. Laws of crystallography - law of constancy of interfacial angles.

Law of rational indices, Miller indices. X-ray diffraction by crystals, Bragg's law, structures of NaCl, KCl and CsCl (qualitative treatment only), defects in crystals. Glasses and liquid crystals.

(Lectures: 6)

Unit 6:

Chemical Kinetics

The concept of reaction rates, effect of temperature, pressure, catalyst and other factors on reaction rates. Order and molecularity of a reaction, derivation of integrated rate equations for zero, first and second order reactions (both for equal and unequal concentrations of reactants), half-life of a reaction, general methods for determination of order of a reaction, Concept of activation energy and its calculation from Arrhenius equation.

Theories of reaction rates: Collision theory and activated complex theory of bi-molecular reactions. Comparison of the two theories (qualitative treatment only)

Page 148 of 167

Practical:

(Credits: 2, Laboratory periods: 60)

Section A: Inorganic Chemistry

Semi-micro qualitative analysis of mixtures using H₂S or any other scheme- not more than four ionic species (two anions and two cations and excluding insoluble salts) out of the following:

Cations: NH₄⁺, Pb²⁺, Bi³⁺, Cu²⁺, Cd²⁺, Fe³⁺, Al³⁺, Co²⁺, Ni²⁺, Mn²⁺, Zn²⁺, Ba²⁺, Sr²⁺, Ca²⁺, K⁺

Anions: CO₃²⁻, S²⁻, SO₃⁻, NO₂⁻, CH₃COO⁻, Cl⁻, Br⁻, I⁻, NO₃⁻, SO₄²⁻, PO₄³⁻, BO₃³⁻, C₂O₄²⁻, F⁻.

(Spot tests should be carried out wherever feasible)

Section B: Physical Chemistry

1. Surface tension measurement (use of organic solvents excluded):

Determination of the surface tension of a liquid or a dilute solution using a stalagmometer.

2. Viscosity measurement (use of organic solvents excluded):

- Determination of the relative and absolute viscosity of a liquid or dilute solution using an Ostwald viscometer.
- Study of the variation of viscosity of an aqueous solution with concentration of solute.

3. Chemical Kinetics

Study the kinetics of the following reactions by integrated rate method:

- Acid hydrolysis of methyl acetate with hydrochloric acid.
- Compare the strength of HCl and H₂SO₄ by studying the kinetics of hydrolysis methyl acetate.

References:

Theory:

- Lee., J. D.(2010),**A new Concise Inorganic Chemistry**, Pearson Education.
- Atkins, P.W.; Overton, T.L.; Rourke, J.P.; Weller, M.T.; Armstrong, F.A. (2010),**Shriver and Atkin's Inorganic Chemistry**, Oxford.
- Miessler, G. L.; Tarr, D.A.(2014), **Inorganic Chemistry**, Pearson.
- Castellan, G. W.(2004),**Physical Chemistry**, Narosa.
- Kapoor, K.L. (2015),**A Textbook of Physical Chemistry**, Vol.1, 6th Edition, McGraw Hill Education.
- Kapoor, K.L. (2015),**A Textbook of Physical Chemistry**, Vol.5, 3rd Edition, McGraw Hill Education.
- B.R.Puri, L.R.Sharma, M.S.Pathania, (2017),**Principles of Physical Chemistry**, Vishal Publishing Co.

Practical:

1. Svehla, G. (1996), **Vogel's Qualitative Inorganic Analysis**, Prentice Hall.
2. Khosla, B.D.; Garg, V.C.; Gulati, A. (2015), **Senior Practical Physical Chemistry**, R. Chand & Co.

Teaching Learning Process:

- Through chalk and talk method.
- Revising and asking questions from students at the end of class
- Motivating students to do some activity related to the topic
- Power point presentation
- Correlating the topic with real life cases.
- Quiz contest among students on important topic.

Assessment Methods:

1. Graded assignments
2. Conventional class tests
3. Class seminars by students on course topics with a view to strengthening the content through width and depth
4. Quizzes
5. End semester university examination.

Keywords:

Metallurgy, Periodicity, Anomalous behaviour, Ellingham diagrams, Hydrometallurgy, Allotropy, Diagonal relationship, Multicentre bonding, Ideal/real gases, Surface tension, Viscosity, Crystal systems, Rate Law, Rate constant.

Course Code: CHEMISTRY –GE-5

Course Title: Chemistry of d-Block Elements, Quantum Chemistry and Spectroscopy

Total Credits: 06

(Credits: Theory-04, Practical-02)

(Total Lectures: Theory- 60, Practical-60)

Objectives:

The objective of this course is to introduce the students to d and f block elements and highlights the concept of horizontal similarity in a period and stresses on their unique properties. It familiarizes them with coordination compounds which find manifold applications in diverse fields. This course also disseminates the concepts and methodology of quantum mechanics, its applications to spectroscopy and establishes relation between structure determination and spectra.

Learning Outcomes:

By the end of the course, the students will be able to:

- Understand chemistry of d and f block elements, Latimer diagrams, properties of coordination compounds and VBT and CFT for bonding in coordination compounds
- Understand basic principles of quantum mechanics: operators, eigen values, averages, probability distributions.
- Understand and use basic concepts of microwave, IR and UV-VIS spectroscopy for interpretation of spectra.
- Explain Lambert-Beer's law, quantum efficiency and photochemical processes.

Section A: Inorganic Chemistry (Lectures:30)

Unit 1:

Transition Elements (3d series)

General properties of elements of 3d series with special reference to electronic configuration, variable valency, colour, magnetic and catalytic properties and ability to form complexes. A brief introduction to Latimer diagrams (Mn, Fe and Cu) and their use to identify oxidizing, reducing species and species which disproportionate. Calculation of skip step potentials.

Lanthanoids and actinoids: Electronic configurations, oxidation states displayed. A very brief discussion of colour and magnetic properties. Lanthanoid contraction(causes and consequences), separation of lanthanoids by ion exchange method.

(Lectures: 10)

Unit 2:

Coordination Chemistry

Brief discussion with examples of types of ligands, denticity and concept of chelate. IUPAC system of nomenclature of coordination compounds (mononuclear and binuclear) involving simple monodentate and bidentate ligands. Structural and stereoisomerism in complexes with coordination numbers 4 and 6.

(Lectures: 6)

Unit 3:

Bonding in coordination compounds

Valence Bond Theory (VBT): Salient features of theory, concept of inner and outer orbital complexes of Cr, Fe, Co and Ni. Drawbacks of VBT.

Crystal Field Theory

Splitting of d orbitals in octahedral symmetry. Crystal field effects for weak and strong fields. Crystal field stabilization energy (CFSE), concept of pairing energy. Factors affecting the magnitude of Δ . Spectrochemical series. Splitting of d orbitals in tetrahedral symmetry. Comparison of CFSE for octahedral and tetrahedral fields, tetragonal distortion of octahedral geometry. Jahn-Teller distortion, square planar coordination.

Page **151** of **167**

(Lectures: 14)

Section B: Physical Chemistry (Lectures:30)

Unit 4:

Quantum Chemistry

Postulates of quantum mechanics, quantum mechanical operators.

Free particle. Particle in a 1-D box (complete solution), quantization, normalization of wave functions, concept of zero-point energy.

Rotational Motion: Schrödinger equation of a rigid rotator and brief discussion of its results (solution not required). Quantization of rotational energy levels.

Vibrational Motion: Schrödinger equation of a linear harmonic oscillator and brief discussion of its results (solution not required). Quantization of vibrational energy levels.

(Lectures: 12)

Unit 5:

Spectroscopy

Spectroscopy and its importance in chemistry. Wave-particle duality. Link between spectroscopy and quantum chemistry. Electromagnetic radiation and its interaction with matter.

Types of spectroscopy. Difference between atomic and molecular spectra. Born- Oppenheimer approximation: Separation of molecular energies into translational, rotational, vibrational and electronic components.

Microwave (pure rotational) spectra of diatomic molecules. Selection rules. Structural information derived from rotational spectroscopy.

IR Spectroscopy: Selection rules, IR spectra of diatomic molecules. Structural information derived from vibrational spectra. Vibrations of polyatomic molecules. Group frequencies. Effect of hydrogen bonding (inter- and intramolecular) and substitution on vibrational frequencies.

Electronic Spectroscopy: Electronic excited states. Free electron model and its application to electronic spectra of polyenes. Colour and constitution, chromophores, auxochromes, bathochromic and hypsochromic shifts.

(Lectures: 12)

Unit 6:

Photochemistry

Laws of photochemistry. Lambert-Beer's law. Fluorescence and phosphorescence. Quantum efficiency and reasons for high and low quantum yields. Primary and secondary processes in photochemical reactions. Photochemical and thermal reactions. Photoelectric cells.

(Lectures: 6)

Practical:

(Credits: 2, Laboratory periods: 60)

Section A: Inorganic Chemistry

1. Estimation of the amount of nickel present in a given solution as bis - (dimethylglyoximate) nickel(II) or aluminium as oxinate in a given solution gravimetrically.
2. Estimation of (i) Mg^{2+} or (ii) Zn^{2+} by complexometric titrations using EDTA.
3. Estimation of total hardness of a given sample of water by complexometric titration.
4. Determination of the composition of the Fe^{3+} - salicylic acid complex / Fe^{2+} - phenanthroline complex in solution by Job's method.

Section B: Physical Chemistry

UV/Visible spectroscopy

1. Study the 200-500 nm absorbance spectra of $KMnO_4$ and $K_2Cr_2O_7$ (in 0.1 M H_2SO_4) and determine the λ_{max} values. Calculate the energies of the two transitions in different units ($J\ molecule^{-1}$, $kJ\ mol^{-1}$, cm^{-1} , eV).
2. Study the pH-dependence of the UV-Vis spectrum (200-500 nm) of $K_2Cr_2O_7$
3. Record the 200-350 nm UV spectra of the given compounds (acetone, acetaldehyde, 2-propanol, acetic acid) in water. Comment on the effect of structure on the UV spectra of organic compounds.

Colorimetry

1. Verify Lambert-Beer's law and determine the concentration of $CuSO_4/KMnO_4/K_2Cr_2O_7/CoSO_4$ in a solution of unknown concentration

Chemical Kinetics; Study the kinetics of the following reactions.

1. Initial rate method: Iodide-persulphate reaction
2. Integrated rate method: Saponification of ethyl acetate.

References:

Theory:

1. Atkins, P.W.; Overton, T.L.; Rourke, J.P.; Weller, M.T.; Armstrong, F.A.(2010),**Shriver and Atkins Inorganic Chemistry**, W. H. Freeman and Company.
2. Miessler, G. L.; Fischer P.J.; Tarr, D.A.(2014),**Inorganic Chemistry**, Pearson.
3. Huheey, J.E.; Keiter, E.A., Keiter; R.L., Medhi, O.K. (2009),**Inorganic Chemistry- Principles of Structure and Reactivity**, Pearson Education.
4. Pfennig, B. W.(2015), **Principles of Inorganic Chemistry**. John Wiley & Sons.
5. Kapoor, K.L. (2015),**A Textbook of Physical Chemistry**, Vol.4, 5th Edition, McGraw Hill Education.
6. Kapoor, K.L. (2015),**A Textbook of Physical Chemistry**, Vol.5, 3rd Edition, McGraw Hill Education.
7. B.R.Puri, L.R.Sharma, M.S.Pathania, (2017),**Principles of Physical Chemistry**, Vishal Publishing Co.

Practical:

1. Jeffery, G.H.; Bassett, J.; Mendham, J.; Denney, R.C.(1989),**Vogel's Textbook of Quantitative Chemical Analysis**, John Wiley and Sons.
2. Marr, G.; Rockett, B.W. (1972),**Practical Inorganic Chemistry**, Van Nostrand Reinhold.
3. Khosla, B.D.; Garg, V.C.;Gulati, A.(2015),**Senior Practical Physical Chemistry**, R. Chand & Co.

Additional Resources:

1. Castellan, G. W.(2004),**Physical Chemistry**, Narosa.

Teaching Learning Process:

- Lectures to introduce a topic and give its details.
- Discussions so that the student can internalize the concepts.
- Problem solving to make the student understand the working and application of the concepts.

Assessment Methods:

- Graded assignments
- Conventional class tests
- Class seminars by students on course topics with a view to strengthening the content through width and depth
- Quizzes
- End semester university examination.

Keywords:

d-block elements, Actinoids, Lanthinoids, VBT, Crystal field theory, Splitting of d levels, Coordination compounds, Quantisation, Selection rules, Schrodinger equation, Operator, Spectrum, Quantum efficiency, Fluorescence.

Course Code: CHEMISTRY –GE-6

Course Title: Organometallics, Bioinorganic Chemistry, Polynuclear Hydrocarbons and UV, IR Spectroscopy

Total Credits: 06

(Credits: Theory-04, Practical-02)

(Total Lectures: Theory- 60, Practical-60)

Objectives:

The purpose of the course is to introduce students to some important 3d metals and their compounds which they are likely to come across. Students learn about organometallic compounds and bioinorganic chemistry which are currently frontier areas of chemistry providing an interface between organic chemistry, inorganic Chemistry and biology. The functional group approach to organic chemistry introduced in the previous courses is reinforced through the study of the chemistry of carboxylic acids and their derivatives, Amines and diazonium salts, active methylene compounds. The students will also be introduced to the chemistry and applications of polynuclear hydrocarbons and heterocyclic compounds. The learners are introduced to spectroscopy, an important analytical tool which allows identification of organic compounds by correlating their spectra to structure.

Learning Outcomes:

By the end of the course, the students will be able to:

- Understand the chemistry and applications of 3d elements including their oxidation states and important properties of the familiar compounds potassium dichromate, potassium permanganate and potassium ferrocyanide
- Use IR data to explain the extent of back bonding in carbonyl complexes
- Get a general idea of toxicity of metal ions through the study of Hg^{2+} and Cd^{2+} in the physiological system
- Understand the fundamentals of functional group chemistry, polynuclear hydrocarbons and heterocyclic compounds through the study of methods of preparation, properties and chemical reactions with underlying mechanism.
- Gain insight into the basic fundamental principles of IR and UV-Vis spectroscopic techniques.
- Use basic theoretical principles underlying UV-visible and IR spectroscopy as a tool for functional group identification in organic molecules.

Section A: Inorganic Chemistry (Lectures:30)

Unit 1:

Chemistry of 3d metals

General discussion of 3d metals. Oxidation states displayed by Cr, Fe, Co, Ni and Cu.

A study of the following compounds (including preparation and important properties):

$\text{K}_2\text{Cr}_2\text{O}_7$, KMnO_4 , $\text{K}_4[\text{Fe}(\text{CN})_6]$.

(Lectures: 6)

Unit 2:

Organometallic Compounds

Definition and classification with appropriate examples based on nature of metal-carbon bond (ionic, s, p and multicentre bonds). Structure and bonding of methyl lithium and Zeise's salt. Structure and physical properties of ferrocene. 18-electron rule as applied to carbonyls. Preparation, structure, bonding and properties of mononuclear and polynuclear carbonyls of 3d metals. π -acceptor behaviour of carbon monoxide (MO diagram of CO to be discussed), synergic effect and use of IR data to explain extent of back bonding.

(Lectures: 12)

Unit 3:

Bio-Inorganic Chemistry

A brief introduction to bio-inorganic chemistry. Role of metal ions present in biological systems with special reference to Na^+ , K^+ and Mg^{2+} ions: Na/K pump; Role of Mg^{2+} ions in energy production and chlorophyll. Brief introduction to oxygen transport and storage (haemoglobin-myoglobin system). Brief introduction about toxicity of metal ions (Hg^{2+} and Cd^{2+}).

(Lectures: 12)

Section B: Organic Chemistry (Lectures:30)

Unit 4:

Polynuclear and heteronuclear aromatic compounds:

Structure elucidation of naphthalene, preparation and properties of naphthalene and anthracene.

Preparation and Properties of the following compounds with reference to electrophilic and nucleophilic substitution: furan, pyrrole, thiophene, and pyridine.

(Lectures: 13)

Unit 5:

Active methylene compounds

Preparation: Claisen ester condensation, Keto-enol tautomerism.

Reactions: Synthetic uses of ethylacetoacetate (preparation of non-heteromolecules having up to 6 carbons).

(Lectures: 5)

Unit 6:

UV-Visible and infrared spectroscopy and their application to simple organic molecules.

Electromagnetic radiations and their properties; double bond equivalence and hydrogen deficiency.

UV-Visible spectroscopy (electronic spectroscopy): General electronic transitions, λ_{\max} & ϵ_{\max} , chromophores & auxochromes, bathochromic & hypsochromic shifts. Application of Woodward rules for calculation of λ_{\max} for the following systems: conjugated dienes - alicyclic, homoannular and heteroannular; α,β -unsaturated aldehydes and ketones, charge transfer complex.

Infrared (IR) Spectroscopy: Infrared radiation and types of molecular vibrations, significance of functional group & fingerprint region. IR spectra of alkanes, alkenes, aromatic hydrocarbons (effect of conjugation and resonance on IR absorptions), simple alcohols (inter and intramolecular hydrogen bonding and IR absorptions), phenol, carbonyl compounds, carboxylic acids and their derivatives (effect of substitution on $>C=O$ stretching absorptions).

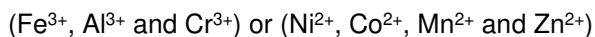
(Lectures: 12)

Practical:

(Credits: 2, Laboratory periods: 60)

Section A: Inorganic Chemistry

1. Separation of mixtures of two ions by paper chromatography and measurement of R_f value in each case:



2. Preparation of any two of the following complexes and measurement of their conductivity:

(i) tetraamminecopper (II) sulphate (ii) potassium trioxalatoferrate (III) trihydrate.

Compare the conductance of the complexes with that of M/1000 solution of NaCl, $MgCl_2$ and $LiCl_3$.

Section B: Organic Chemistry

1. Detection of extra elements
2. Systematic qualitative analysis of organic compounds possessing monofunctional groups: amide, amines, halo-hydrocarbons and carbohydrates (Including Derivative preparation)
3. Identification of simple organic compounds containing the above functional groups by IR spectroscopy through examination of spectra (spectra to be provided).

References:

Theory:

1. Huheey, J.E.; Keiter, E.A.; Keiter; R. L.; Medhi, O.K. (2009), **Inorganic Chemistry- Principles of Structure and Reactivity**, Pearson Education.
2. Lee., J. D.(2010), **A new Concise Inorganic Chemistry**, Pearson Education.

3. Douglas, B.E.; McDaniel, D.H.; Alexander, J.J. (1994), **Concepts and Models of Inorganic Chemistry**, John Wiley & Sons.
4. Atkins, P.W.; Overton, T.L.; Rourke, J.P.; Weller, M.T.; Armstrong, F.A. (2010), **Shriver and Atkins Inorganic Chemistry**, 5th Edn, W. H. Freeman and Company, 41 Madison Avenue, New York, NY.
5. Finar, I. L. **Organic Chemistry** (Volume 1 & 2), Dorling Kindersley (India) Pvt. Ltd. (Pearson Education).
6. Morrison, R. N.; Boyd, R. N. **Organic Chemistry**, Dorling Kindersley (India) Pvt. Ltd. (Pearson Education).
7. Bahl, A; Bahl, B. S. (2012), **Advanced Organic Chemistry**, S. Chand.

Practical:

1. Ahluwalia, V.K.; Dhingra, S.; Gulati, A.(2005), **College Practical Chemistry**, University Press (India) Ltd.
2. Ahluwalia, V.K.; Dhingra, S.(2004), **Comprehensive Practical Organic Chemistry: Qualitative Analysis**, University Press.
3. Vogel, A.I.(1972), **Textbook of Practical Organic Chemistry**, Prentice Hall.
4. Svehla, G. (1996), **Vogel's Qualitative Inorganic Analysis**, Prentice Hall.

Additional Resources:

1. Cotton, F. A.; Wilkinson, G.; Gaus, P.L. (1995), **Basic Inorganic Chemistry**, 3rd Edition, John Wiley.
2. Sharpe, A.G.(2005), **Inorganic Chemistry**, Pearson Education.
3. Greenwood, N.N.; Earnshaw, A.(1997), **Chemistry of the Elements**, Elsevier.
4. Silverstein, R.M.; Bassler, G.C.; Morrill, T.C. (1991), **Spectroscopic Identification of Organic Compounds**, John Wiley & Sons.
5. Dyer, J.R.(1978), **Applications of Absorption Spectroscopy of Organic Compounds**, Prentice Hall.

Teaching Learning Process:

- Teaching Learning Process for the course is visualized as largely student-focused.
- Transaction through an intelligent mix of conventional and modern methods.
- Engaging students in cooperative learning.
- Learning through quiz design.
- Problem solving to enhance comprehension.

Assessment Methods:

Assessment will be done on the basis of regular class test, presentations and assignments as a part of internal assessment during the course as per the curriculum. End semester university examination will be held for both theory and practical. In practical, assessment will be done based on continuous evaluation, performance in the experiment on the date of examination and viva voce.

Keywords:

3d metals; Organometallic Chemistry; Metal Carbonyl; Ferrocene; 18-electron rule; Synergic bonding; Bioinorganic chemistry; Sodium potassium pump; Haemoglobin-myoglobin system; Biomolecules, UV-visible spectroscopy; IR spectroscopy; Charge transfer spectra.

Course Code: CHEMISTRY –GE-7

Course Title: Molecules of Life

Total Credits: 06

(Credits: Theory-04, Practical-02)

(Total Lectures: Theory- 60, Practical-60)

Objectives:

The objective of this course is to deliver information about biochemically significant features of the chemistry of carbohydrates, proteins, enzymes, nucleic acids and lipids, using suitable examples. This includes classification, reaction chemistry and biological importance of these biomolecules. This course extends the knowledge gained from synthetic organic chemistry to chemistry of biomolecules. Key emphasis is placed on understanding the structural principles that govern reactivity/physical /biological properties of biomolecules as opposed to learning structural detail.

Learning Outcomes:

By the end of the course, the students will be able to:

- Learn and demonstrate how the structure of biomolecules determines their chemical properties, reactivity and biological uses.
- Gain an insight into mechanism of enzyme action and inhibition.
- Understand the basic principles of drug-receptor interaction and SAR.
- Understand biological processes like replication, transcription and translation.
- Demonstrate an understanding of metabolic pathways, their inter-relationship, regulation and energy production from biochemical processes.

Unit 1:

Carbohydrates

Classification of carbohydrates, reducing and non-reducing sugars, biological functions, general properties and reactions of glucose and fructose, their open chain structure, epimers, mutarotation and anomers, reactions of monosaccharides, determination of configuration of glucose (Fischer proof), cyclic structure of glucose. Haworth projections. Cyclic structure of fructose. Linkage between monosaccharides: structure of disaccharides (sucrose, maltose, lactose) and polysaccharides (starch and cellulose) excluding their structure elucidation.

(Lectures: 10)

Unit 2:

Amino Acids, Peptides and Proteins

Classification of amino acids and biological uses of amino Acids, peptides and proteins. Zwitterion structure, isoelectric point and correlation to acidity and basicity of amino acids. Determination of primary structure of peptides, determination of N-terminal amino acid (by DNFB and Edman method) and C-terminal amino acid (by thiohydantoin and with carboxypeptidase enzyme). Synthesis of simple peptides

Page **159** of **167**

(up to dipeptides) by N-protection (t-butyloxycarbonyl and phthaloyl) & C-activating groups and Merrifield solid phase synthesis, Overview of primary, secondary, tertiary and quaternary structure of proteins, denaturation of proteins.

(Lectures: 12)

Unit 3:

Enzymes and correlation with drug action

Classification of enzymes and their uses(mention Ribozymes). Mechanism of enzyme action, factors affecting enzyme action, Coenzymes and cofactors and their role in biological reactions, specificity of enzyme action(including stereospecificity), enzyme inhibitors and their importance, phenomenon of inhibition(Competitive and non-competitive inhibition including allosteric inhibition). Drug action-receptor theory. Structure – activity relationships of drug molecules, binding role of –OH group,-NH₂ group, double bond and aromatic ring.

(Lectures: 10)

Unit 4:

Nucleic Acids

Components of Nucleic acids: Adenine, guanine, thymine ,cytosine and uracil (structure only), other components of nucleic acids, nucleosides and nucleotides (nomenclature), structure of polynucleotides; structure of DNA (Watson-Crick model) and RNA(types of RNA),difference between DNA and RNA, genetic code, biological roles of DNA and RNA: replication, transcription and translation.

(Lectures: 10)

Unit 5:

Lipids

Introduction to lipids, classification. Oils and fats: Common fatty acids present in oils and fats, Omega-3&6 fatty acids, trans fats, hydrogenation, hydrolysis, acid value, saponification value, iodine number. Biological importance of triglycerides, phospholipids, glycolipids, and steroids (cholesterol).

(Lectures: 8)

Unit 6:

Concept of Energy in Biosystems

Calorific value of food. Standard caloric content of carbohydrates, proteins and fats. Oxidation of foodstuff (organic molecules) as a source of energy for cells. Introduction to metabolism (catabolism, anabolism), ATP: the universal currency of cellular energy, ATP hydrolysis and free energy change. Conversion of food into energy. Outline of catabolic pathways of carbohydrate- glycolysis, fermentation and Krebs cycle. Overview of catabolic pathways of fats and proteins. Interrelationships in the metabolic pathways of proteins, fats and carbohydrates.

Page 160 of 167

Practical:

(Credits: 2, Laboratory periods: 60)

1. Separation of amino acids by paper chromatography
2. Study of titration curve of glycine and determination of its isoelectric point.
3. Estimation of proteins by Lowry's method
4. Action of salivary amylase on starch
5. Effect of temperature on the action of salivary amylase on starch.
6. To determine the saponification value of an oil/fat.
7. To determine the iodine value of an oil/fat
8. Qualitative tests for carbohydrates- Molisch test Barfoed's reagent test, rapid furfural test, Tollen's test and Fehling solution test(Only these tests are to be done in class)
9. Qualitative tests for proteins
10. Extraction of DNA from onion/cauliflower

References:

Theory:

1. Finar, I. L. **Organic Chemistry** (Volume 1 & 2), Dorling Kindersley (India) Pvt. Ltd. (Pearson Education).
2. Morrison, R. N.; Boyd, R. N. **Organic Chemistry**, Dorling Kindersley (India) Pvt. Ltd. (Pearson Education).
3. Berg, J. M.; Tymoczko, J. L.; Stryer, L.(2002), **Biochemistry**, W. H. Freeman.

Practical:

1. Furniss, B.S.; Hannaford, A.J.; Smith, P.W.G.; Tatchell, A.R. (2012), **Vogel's Textbook of Practical Organic Chemistry**, Pearson.
2. **Manual of Biochemistry Workshop**, 2012, Department of Chemistry, University of Delhi.

Teaching Learning Process:

- The teaching learning process will involve the traditional chalk and black board method. Along with pedagogy of flipped classroom
- Certain topics like mechanism of enzyme action and enzyme inhibition, transcription and translation etc. where traditional chalk and talk method may not be able to convey the concept, are taught through audio-visual aids.
- Students are encouraged to participate actively in the classroom through regular presentations on curriculum based topics, peer assessment, designing games based on specific topics etc.

- As the best way to learn something is to do it yourself, practicals are planned in such a way so as to reinforce the topics covered in theory.

Assessment Methods:

- Graded assignments
- Conventional class tests
- Class seminars by students on course topics with a view to strengthening the content through width and depth
- Quizzes
- End semester university examination.

Keywords:

Biomolecules, Enzymes, Mechanism of enzyme action and inhibition, SAR, Drug Receptor Theory, Energy concept in biological system, Catabolic pathways and their inter-relationship.

Course Code: CHEMISTRY –GE-8

Course Title: Green Chemistry: Designing Chemistry for Human Health and Environment

Total Credits: 06

(Credits: Theory-04, Practical-02)

(Total Lectures: Theory- 60, Practical-60)

Objectives:

Brief Background and significance of introducing this course (*This description is provided because this course is being floated for the first time*).

Undeniably, chemical products and processes are central to global economy as they have been playing an indispensable role in not only meeting our fundamental needs for food, shelter and clothing and but also benefiting us in numerous other ways through various technological advancements. However, these benefits have come at an enormous price. Most of the chemical processes have led to the generation of toxic waste materials that have migrated to various environmental matrices and caused a detrimental impact on human health. Therefore, this grave situation has made us re-think of ways in which we have been practising chemistry and raised crucial questions:

1. ***How can we strengthen the economy, protect the environment and ensure a high quality of life?***
2. ***How can we educate succeeding generations of chemists so that they will have the skills and knowledge to practice chemistry in ways that are benign to human health and environment?***

It is here where green chemistry comes into picture. But the successful outcomes of practising green chemistry cannot be realized only with chemists; intervention of engineers, economists, ecologists, toxicologists, policy makers is also essential. For instance: a chemical engineer can design a production line to recycle certain reagents and minimize energy consumption. Toxicologists and ecologists provide

information about the toxic characteristics and effect of molecules so that the chemists can work to design new molecules that avoid structures linked to toxicity.

This course reflects the power that a green chemist not only holds over the disposition of the chemistry that is created, from its creation, to its use, until its destruction and beyond. Beyond, because a chemist can not only design a substance to have certain characteristics during its useful life, but can also design what substance will become (or break down) after its useful life is over.

Students at all levels can benefit from an introduction to Green Chemistry. This course aims at:

1. Raising an awareness on the potential toxic effects of different chemicals and problems related to waste generation.
2. Inculcating the need to practice green chemistry as it is the only way to meet the global challenges the world is facing today. Green Chemistry possesses the potential to reduce waste generation and enhances our quality of life while conferring simultaneous benefits of protecting our environment and human health.
3. Providing a basis and framework for pursuing science in the most creative, innovative and responsible manner possible.
4. Familiarizing students with the new emerging green technologies (new catalysts, solvents and energy sources) that would help them gain new insights on how pollution can be prevented through thoughtful design of chemical products and processes.
5. Enabling students to learn about the green trends being practiced by industries as well as academicians through demonstration of some real world case studies.
6. Enabling the next generation to learn from the concepts reflected in this course that perhaps one day green chemistry will not be an additional consideration when designing a synthetic route or industrial process.

Learning Outcomes:

After studying this course, students will be able to:

- Understand what is waste and how waste generation can cause serious repercussions on our environment while simultaneously causing enormous damage to human health.
- Recognize and acknowledge the role of green chemistry in reducing waste, learn about new strategies (emerging green technologies-green catalysts, solvents, energy, plastics etc.) that possess tremendous potential in reducing waste
- Creatively redesign traditional experiments with a green focus (using the various principles of green chemistry)
- Learn about the green trends being practiced in pharmaceutical industries through depiction of some interesting industrial case studies
- Learn about academic-industrial collaborations and the potential these relationships hold in furtherance of green chemistry and rendering our planet earth greener
- Eliminate “Do as I Said attitude” of students as this course will enhance the creative practical skills of students
- Motivate students to choose discipline and career related to this field. Eventually a student practising green chemistry can either become an industrialist or engineer or policy maker.

Unit 1:

Waste: Production & Problems

Green Chemistry: The perfect toolbox to prevent waste

- Twelve Principles of Green Chemistry
- UN sustainable development goals: How can Green Chemistry Contribute?
- Special Emphasis on Prevention of Waste

(Lectures:8)

Unit 2:

Accelerating Innovations through Emerging Green Technologies

2.1 Green Energy

2.1.1 Global Warming (Climate Change)

2.1.2 Renewable energy

2.1.3 Microwave Assisted Synthesis

2.1.4 Ultrasound Assisted Synthesis

2.2 Green Solvents

2.2.1 Problems associated with traditional solvents

2.2.2 Water as a green solvent

2.2.3 Ionic Liquids

2.2.4 Bio-based Solvents

2.2.5 Supercritical CO₂

2.3 Green Catalysts

2.3.1 General Introduction to Catalysis

2.3.2 Types of Catalysts

2.3.3 Green Catalyst

2.3.4 Nanocatalyst

(Lectures:17)

Unit 3:

Green Chemistry solutions for water pollution (*Current Green Technologies employed in Water Treatment*)

3.1 Water Pollution and root causes

3.2 Catalytic Degradation of organic water pollutants

3.3 Photo-oxidation technologies

3.4 Removal of heavy metals (inorganic pollutants) via new adsorption technology

(Lectures:10)

Unit 4:

Green Chemistry in Pharmaceutical Industry

- Green Trends being followed in pharma
- Industrial Case Studies
 - Ranitidine*
 - Celecoxib*

Ibuprofen
Sertraline

- Special Recognition: US Presidential Green Challenge Awards

(Lectures:10)

Unit 5:

New Directions from Academia

- Innovations stemming from academia
- Academia Being Recognized: US Presidential Green Challenge Awards

(Lectures:5)

Unit 6:

Green chemistry and resource efficiency: towards a green circular economy

- Resource efficiency, atom economy and the *E* factor
- Concept of Circular Economy: Renewable resources, the bio-based economy and waste valorisation
- Creating an Effective Regulatory System
- New Technological Developments: New Avenues for the Green Economy and Sustainable Future of Science and Technology

Future Prospectives

(Lectures:10)

Practical:

(Credits: 2, Laboratory periods: 60)

Green Chemistry experiments need to be designed with the help of the three magic R's- Reduce, Reuse and Recycle.

While designing and practising green chemistry experiments, special emphasis should be made on utilizing the maximum tenets (principles) of Green Chemistry:

- **GETTING OFF TO A SAFE START:** Using Safer Starting Materials for Chemical Reactions
- **AIM AT DESIGNING GREEN SYNTHETIC PATHWAYS:** Involves safe solvents (for instance: liquid CO₂, ionic liquids, water) and green reaction conditions.
- **AVOIDING WASTE:** Maximizing Atom Economy
- **CONSERVING ENERGY:** Using Lower Amounts of energy for chemical processes
- **GREENING WASTES:** Returning safe substances to the environment

Practical applications (Experiments to be performed):

(I) Converting Waste to Wealth:

- Synthesis of biodiesel from waste cooking oil

(II) Using Renewable resources for deriving valuable products:

- Making green plastics from corn starch
- (III) **Greener approach to the synthesis of Gold/Silver Nanoparticles:**
- Green synthesis of gold/silver nanoparticles
- (IV) **Degradation of toxic pollutants (dyes):**
- Catalytic degradation of dyes using nanoparticles (can be any)
- (V) **Green Synthesis**
- Microwave assisted synthesis of copper phthalocyanine complex
 - Preparation of Fe(III)AcAc Complex using a greener approach

References:

Theory:

1. Anastas, P.T.; Warner, J.C.(1998), **Green Chemistry, Theory and Practice**, Oxford University Press.
2. Lancaster, M.(2016),**Green Chemistry An Introductory Text**.2nd Edition, RSC Publishing.
3. Cann , M. C.; Umile, T.P. (2008), **Real world cases in Green chemistry** Vol 11, American chemical Society,Washington.
4. Sharma, R.K.; Bandichhor, R. (2018),**Hazardous Reagent Substitution**, Royal Society of Chemistry.
5. Parent, K.; Kirchhoff,M. (2004),**Going Green: Integrating Green Chemistry into the Curriculum**, American Chemical Society.

Practical:

1. Sharma, R.K.; Sidhwani, I.T.; Chaudhuri, M.K. (2007),**Green Chemistry Experiments: A Monograph**, Tucker Prakashan.
2. Monograph on Green Chemistry Laboratory Experiments, Green Chemistry Task Force Committee, Department of Science and Technology, Government of India. <http://dst.gov.in/green-chem.pdf>.
3. Kirchhoff, M.; Ryan, M.A. (2002),**Greener Approaches to Undergraduate Chemistry Experiments**, American Chemical Society.
4. Ryan, M.A.; Tinnesand, M. (2002), **Introduction to Green Chemistry** (Ed), American Chemical Society, Washington DC.

Teaching Learning Process:

- Interactive Classes
- Experiential Learning
- Power point presentations
- Visit to pharmaceutical industries and green chemistry laboratories
- Interesting and inspiring short videos and movies in green chemistry
- Activities related to green chemistry would be conducted in classrooms that would enhance the critical thinking of students and help them redesign experiments in a greener way

Assessment Methods:

Following **assessment methods** can be adopted to evaluate the students:

- Conventional Class tests
- Open Book tests
- Assignments
- Online tests --objective or subjective
- Quizzes
- Presentation on a topic in front of the classmates
- Performing a new experiment based on the concepts learned in the course.

Keywords:

Waste production, Problem and prevention; Emerging green technologies, Green Catalysts, Green Solvents, Green Energy, Photo-oxidation technologies, Industry-academia collaboration, Circular economy.

ACKNOWLEDGEMENTS

Contributions received from all the coordinators, working group members, members of Committee of Courses, stakeholders who have given their valuable inputs are gratefully acknowledged.