

## **STEPS FOR STUDENTS LOGIN**

Step: 1



Click on Student login, Link available on the left top corner of the college website.

or

[Click here for Student Login](#)

After clicking the above link, you will get login page



## STUDENT LOGIN

Email

Password

Remember Me

Re Captcha

 I'm not a robot

Login

[Reset Password / Forgot Password?](#)

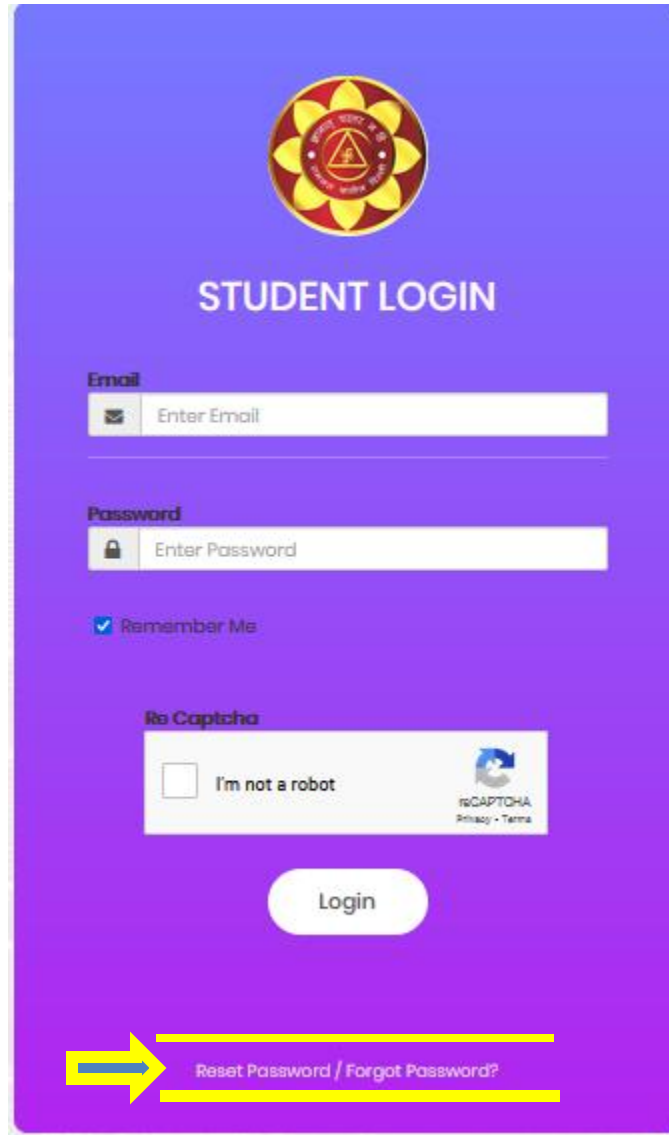
## Step: 2

Now click on **Reset Password**

Reset Password / Forgot Password?


button to reset

your new password.



The image shows a student login interface on a purple background. At the top center is a circular logo with a yellow and red design. Below the logo, the text "STUDENT LOGIN" is displayed in white. The form includes an "Email" field with a placeholder "Enter Email", a "Password" field with a placeholder "Enter Password", and a checked "Remember Me" checkbox. Below these is a reCAPTCHA section with the text "I'm not a robot" and a reCAPTCHA logo. A white "Login" button is centered below the reCAPTCHA. At the bottom of the form, a yellow arrow points to a link labeled "Reset Password / Forgot Password?".

### Step: 3

Enter your email id which was used at the time of **UG Admission Registration Portal**. After entering email id click  on the button.


[Home](#) / [Request password reset](#)

## Request password reset

Please fill out your email. A link to reset password will be sent there.

**Email**

Email cannot be blank.



### Step: 4

You will receive a link on your registered email for reset password. Click on that particular link for create a new password.

Hello Test,

Follow the link below to reset your password:

<http://localhost/app/student/web/index.php?r=ramjas%2kensdbmfvsdkf.sdnfsdfdsffsdfhbd62536>

## Step: 5

Reset Password window will appear. Enter your new password and save it. Now you can login with your new password.

[Home](#) / [Reset password](#)

# Reset password

Please choose your new password:

**Password**

Password cannot be blank.

[Save](#)